



STAINLESS STEEL ECONOMY WORK TABLES

Item #: _____ Qty #: _____
 Model #: _____
 Project #: _____



ELAG-X Series
Flat Top



FLAG-X Series
1 1/2" Backsplash



KLAG-X Series
5" Backsplash

FEATURES:

ELAG Top is furnished with 1 5/8" square bend on sides and 1 5/8" sanitary rolled rim on front and rear & square sides.

FLAG Top is furnished with 1 5/8" square bend on sides and 1 5/8" sanitary rolled rim on front and square sides, and 1 1/2" backsplash on rear.

KLAG Top is furnished with 1 5/8" square bend on sides and 1 5/8" sanitary rolled rim on front and square sides, and 5" backsplash on rear.

Two hat-channels stud welded under tabletop to reinforce and maintain a level work surface.

Aluminum die cast "leg-to-shelf" clamp secures shelf to leg eliminating unsightly nuts and bolts. Undershell is fully adjustable.

CONSTRUCTION:

All TIG welded. Exposed weld areas polished to match adjacent surface.

Top is sound deadened.

Roll formed embossed galvanized hat channels are secured to top by means of structural adhesive and weld studs.

Gussets welded to support hat channels.

MATERIAL:

TOP: 16 gauge stainless steel type "430" series.

SHELF: 18 gauge galvanized steel.

LEGS: 1 5/8" diameter tubular galvanized steel. Galvanized steel gussets. 1" adjustable plastic bullet feet.

ELAG & FLAG SERIES					
W	L	Flat Top w/Undershelf	WT.	1-1/2" Splash w/Undershelf	WT.
24"	30"	ELAG-240-X	45 lbs.	FLAG-240-X	45 lbs.
	24"	ELAG-242-X	40 lbs.	FLAG-242-X	40 lbs.
	36"	ELAG-243-X	51 lbs.	FLAG-243-X	51 lbs.
	48"	ELAG-244-X	61 lbs.	FLAG-244-X	61 lbs.
	60"	ELAG-245-X	73 lbs.	FLAG-245-X	73 lbs.
	72"	ELAG-246-X	84 lbs.	FLAG-246-X	84 lbs.
30"	96"	ELAG-248-X	125 lbs.	FLAG-248-X	125 lbs.
	30"	ELAG-300-X	50 lbs.	FLAG-300-X	50 lbs.
	36"	ELAG-303-X	58 lbs.	FLAG-303-X	58 lbs.
	48"	ELAG-304-X	70 lbs.	FLAG-304-X	70 lbs.
	60"	ELAG-305-X	83 lbs.	FLAG-305-X	83 lbs.
	72"	ELAG-306-X	97 lbs.	FLAG-306-X	97 lbs.
	96"	ELAG-308-X	137 lbs.	FLAG-308-X	137 lbs.

5" SPLASH KLAG SERIES			
W	L	Flat Top w/Undershelf	WT.
24"	36"	KLAG-243-X	54 lbs.
	48"	KLAG-244-X	65 lbs.
	60"	KLAG-245-X	76 lbs.
	72"	KLAG-246-X	89 lbs.
30"	96"	KLAG-248-X	123 lbs.
	24"	KLAG-302-X	59 lbs.
	36"	KLAG-303-X	62 lbs.
	48"	KLAG-304-X	73 lbs.
	60"	KLAG-305-X	87 lbs.
	72"	KLAG-306-X	102 lbs.
	96"	KLAG-308-X	142 lbs.



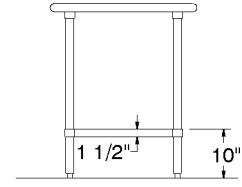

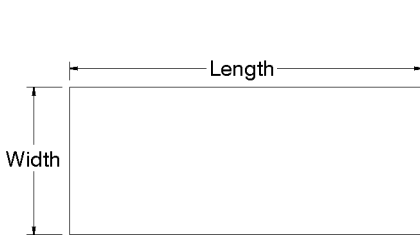
Plastic Bullet Feet standard on ELAG, FLAG & KLAG Series

DETAILS and SPECIFICATIONS

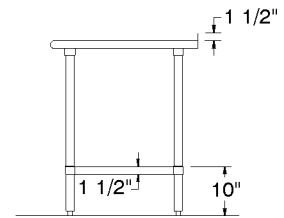

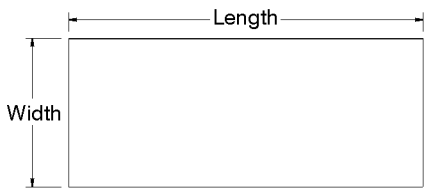
TOL \pm .500"

ALL DIMENSIONS ARE TYPICAL

ELAG SERIES - Flat Top



FLAG SERIES - 1 1/2" Backsplash



KLAG SERIES - 5" Backsplash

