

Item No.:	_____	Qty.:	_____
Model No.:	_____		
Project No.:	_____		

Economy Series Work Table

Economy Work Table, Flat Top with Galvanized Undershef



24"

- EWT24S24-STG-4X
- EWT24S30-STG-4X
- EWT24S36-STG-4X
- EWT24S48-STG-4X
- EWT24S60-STG-4X
- EWT24S72-STG-4X
- EWT24S84-STG-4X
- EWT24S96-STG-4X

30"

- EWT30S30-STG-4X
- EWT30S36-STG-4X
- EWT30S48-STG-4X
- EWT30S60-STG-4X
- EWT30S72-STG-4X
- EWT30S84-STG-4X
- EWT30S96-STG-4X

Features

- 18 Gauge, 300 series stainless steel
- Welded construction for consistent metal gauge thickness throughout
- Sound deadened between top and bottom hat channels with double sided tape
- 1-5/8" Galvanized legs with high impact plastic feet, adjustable up to 1"
- Fully adjustable galvanized undershef
- Shipped knocked down for reduced shipping costs and supplied with Allen wrench and screws

Options

- Custom Height (if less than 36")
- Cutout in Top (depending on size and location)
- Overshelves
- Undershelves
- Drawers
- Casters / Feet Upgrade

* For additional available options, contact Elkay SSP

Materials

- **Top:** 18 Gauge, 300 series stainless steel
- **Legs:** 1-5/8" Diameter heavy gauge galvanized tubing with galvanized leg gussets and high impact plastic feet, adjustable up to 1"
- **Undershef:** Galvanized steel, fully adjustable

Flyer Product

In keeping with our policy of continuing product improvement, Elkay SSP reserves the right to change product specifications without notice.



AUTOQUOTES



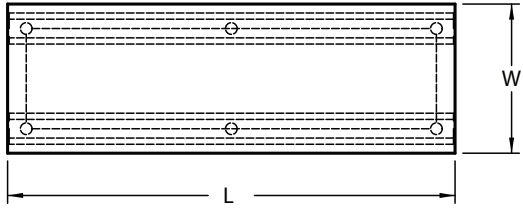
This specification describes an Elkay SSP product with design, quality and functional benefits to the user. When making a comparison of other producers' offerings, be certain these features are not overlooked.

Elkay SSP
 421 N. Freya St.
 Spokane, WA 99205
 Phone: 800-726-0553 Fax: 509-535-1493

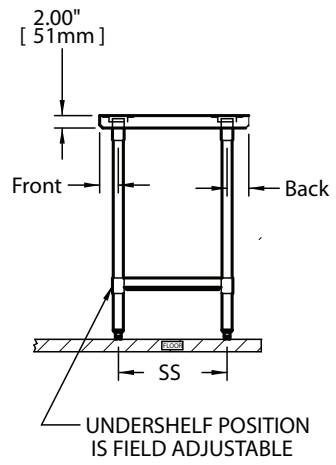
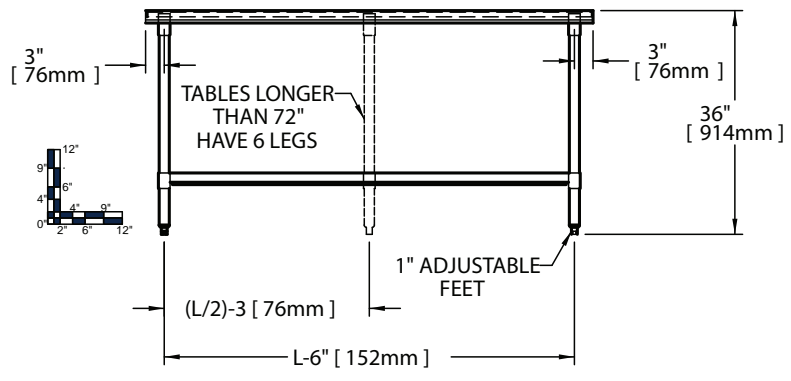
Website: www.sspinc.net
 Email: sspsales@elkay.com
 ©2011 Elkay



Item No.: _____ Qty.: _____
 Model No.: _____
 Project No.: _____



Size of Undershaft:
 Common length = subtract 6" from length
 24" Width = subtract 6.5" from width
 30" Width = subtract 7.45" from width



24" Work Table						30" Work Table						Legs		
Model Number	Overall Size		Weight		Model Number	Overall Size		Weight						
	Length L	Height H	lbs.	kg		Length L	Height H	lbs.	kg					
	in.	mm	in.	mm	in.	mm	in.	mm	lbs.	kg				
EWT 24 S 24 - STG - 4X	24	610	36	914	38	17					4			
EWT 24 S 30 - STG - 4X	30	762	36	914	43	20	EWT 30 S 30 - STG - 4X	30	762	36	914	48	22	4
EWT 24 S 36 - STG - 4X	36	914	36	914	48	22	EWT 30 S 36 - STG - 4X	36	914	36	914	54	25	4
EWT 24 S 48 - STG - 4X	48	1219	36	914	57	26	EWT 30 S 48 - STG - 4X	48	1219	36	914	66	30	4
EWT 24 S 60 - STG - 4X	60	1524	36	914	67	31	EWT 30 S 60 - STG - 4X	60	1524	36	914	77	35	4
EWT 24 S 72 - STG - 4X	72	1829	36	914	77	35	EWT 30 S 72 - STG - 4X	72	1829	36	914	89	40	4
EWT 24 S 96 - STG - 4X	96	2438	36	914	104	47	EWT 30 S 96 - STG - 4X	96	2438	36	914	120	55	6

