

Item No.:	_____	Qty.:	_____
Model No.:	_____		
Project No.:	_____		



Economy Series Work Table

Economy Work Table, Turn Up with Galvanized Undershef

- | 24" | 30" |
|--|--|
| <input type="checkbox"/> EWT24S24-STG-2X | <input type="checkbox"/> EWT30S30-STG-2X |
| <input type="checkbox"/> EWT24S30-STG-2X | <input type="checkbox"/> EWT30S36-STG-2X |
| <input type="checkbox"/> EWT24S36-STG-2X | <input type="checkbox"/> EWT30S48-STG-2X |
| <input type="checkbox"/> EWT24S48-STG-2X | <input type="checkbox"/> EWT30S60-STG-2X |
| <input type="checkbox"/> EWT24S60-STG-2X | <input type="checkbox"/> EWT30S72-STG-2X |
| <input type="checkbox"/> EWT24S72-STG-2X | <input type="checkbox"/> EWT30S84-STG-2X |
| <input type="checkbox"/> EWT24S84-STG-2X | <input type="checkbox"/> EWT30S96-STG-2X |
| <input type="checkbox"/> EWT24S96-STG-2X | |

Features

- 18 Gauge, 400 series stainless steel
- 2" Turn Up
- Welded construction for consistent metal gauge thickness throughout
- Sound deadened between top and bottom hat channels with double sided tape
- 1-5/8" Galvanized legs with high impact plastic feet, adjustable up to 1"
- Fully adjustable galvanized undershelf
- Shipped knocked down for reduced shipping costs and supplied with Allen wrench and screws

Materials

- **Top:** 18 Gauge, 400 series stainless steel
- **Legs:** 1-5/8" Diameter heavy gauge galvanized tubing with galvanized leg gussets and high impact plastic feet, adjustable up to 1"
- **Undershef:** Galvanized steel, fully adjustable

Options

- Custom Height (if less than 36")
- Cutout in Top (depending on size and location)
- Overshelves
- Undershelves
- Drawers
- Casters / Feet Upgrade

* For additional available options, contact Elkay SSP

Flyer Product

In keeping with our policy of continuing product improvement, Elkay SSP reserves the right to change product specifications without notice.



AUTOQUOTES



This specification describes an Elkay SSP product with design, quality and functional benefits to the user. When making a comparison of other producers' offerings, be certain these features are not overlooked.

Elkay SSP
 421 N. Freya St.
 Spokane, WA 99205
 Phone: 800-726-0553 Fax: 509-535-1493

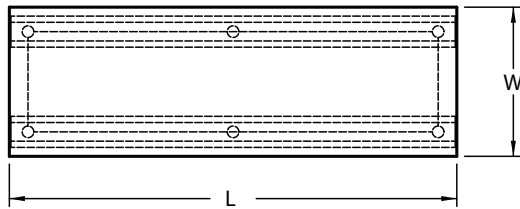
Website: www.sspinc.net
 Email: sspsales@elkay.com
 ©2011 Elkay

WT-EWTSSTG2X16AUG2011

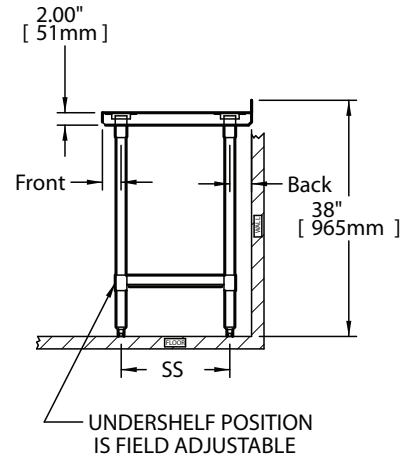
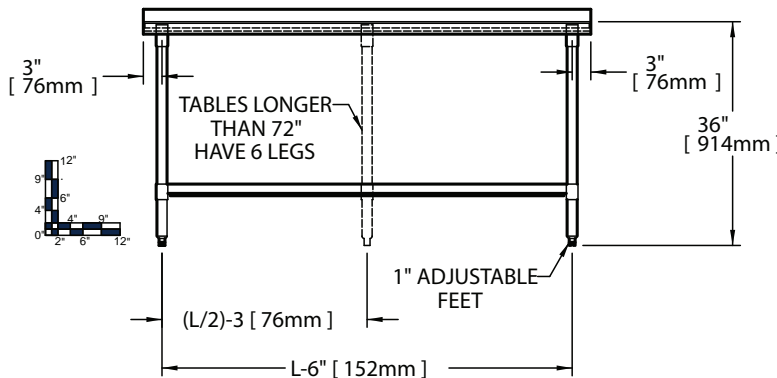
Page 1 of 2



Item No.: _____ Qty.: _____
 Model No.: _____
 Project No.: _____



Size of Undershef:
 Common length = subtract 6" from length
 24" Width = subtract 6.5" from width
 30" Width = subtract 7.45" from width



24" Work Table					30" Work Table									
Model Number	Overall Size Length		Overall Size Height		Weight		Model Number	Overall Size Length		Overall Size Height		Weight		Legs
	L	H	L	H	lbs.	kg		L	H	L	H	lbs.	kg	
EWT 24 S 24 - STG - 2X	24	610	38	965	39	18								4
EWT 24 S 30 - STG - 2X	30	762	38	965	44	20	EWT 30 S 30 - STG - 2X	30	762	38	965	50	23	4
EWT 24 S 36 - STG - 2X	36	914	38	965	49	22	EWT 30 S 36 - STG - 2X	36	914	38	965	55	25	4
EWT 24 S 48 - STG - 2X	48	1219	38	965	59	27	EWT 30 S 48 - STG - 2X	48	1219	38	965	67	31	4
EWT 24 S 60 - STG - 2X	60	1524	38	965	68	31	EWT 30 S 60 - STG - 2X	60	1524	38	965	79	36	4
EWT 24 S 72 - STG - 2X	72	1829	38	965	78	36	EWT 30 S 72 - STG - 2X	72	1829	38	965	90	41	4
EWT 24 S 96 - STG - 2X	96	2438	38	965	106	48	EWT 30 S 96 - STG - 2X	96	2438	38	965	122	55	6

