

Elite - Refrigerated Display Case



Features

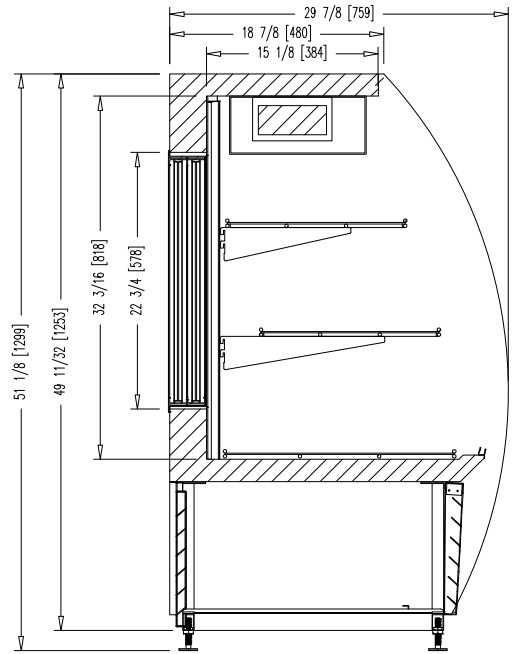
- Thermoformed side walls with a modern design and side windows to enhance product exhibition
- 2 rear sliding glass doors
- 3 levels of display
- Reinforced steel base
- Heavy duty condensing unit for R-134a
- Electronically controlled, refrigeration
- Polyurethane insulation with cyclopentane as blowing agent

Model No.	Description	Voltage	Amps	Temp	HP	Est. Ship Weight
ELITE-4-DC-B ELITE-4-DC-G	2 Doors/3 Levels of display	115	4.5	35°F - 46°F	1/4	404#
ELITE-6-DC-B ELITE-6-DC-G	2 Doors/3 Levels of display	115	5.2	35°F - 46°F	1/3	476#



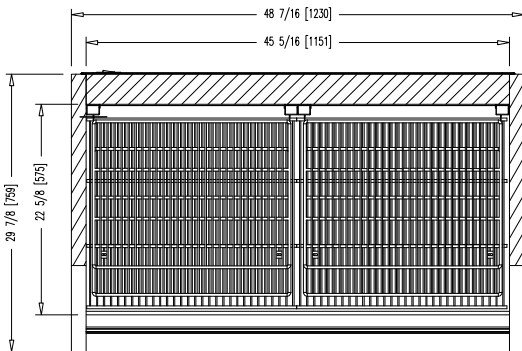
Elite - Refrigerated Display Case

Model #	ELITE-4-DC	ELITE-6-DC
Outside Dimensions		
Depth	29.88"	29.88"
Length	48.43"	72"
Height	51.12"	51.12"
Door Size	23" x 21"	34" x 21"
Door Type	2 sliding	2 sliding
Inside Dimensions		
Depth	23"	23"
Length	45"	69"
Height	32"	32"
Shelf Size	(4) 21.25" x 16"	(4) 33" x 16"
Main Deck Size	(2) 22.5" x 20.5"	(2) 34.25" x 20.5"
# of Shelves	6	6
Capacity: Cubic Foot	19	24
Specification		
Operating Temperature	35°F to 46°F	35°F to 46°F
Refrigerant	134a	134a
Compressor Size HP	1/4	1/3
Voltage	115	115
Amperage	4.5	5.2
Cord and Plug	yes	yes
Shipping Dimensions		
Depth	36"	36"
Length	54"	78"
Height	58"	58"
Gross Weight lbs.	404	476

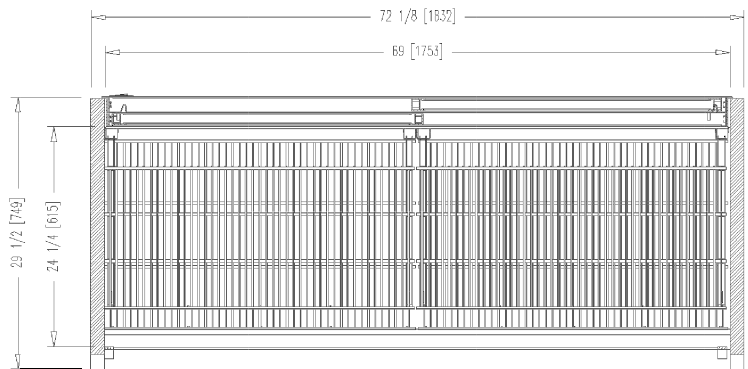


SIDE VIEW

- Cases are designed to operate at 75°F and 55% relative humidity.
- Specification subject to change without notice.
- SUFFIX: B = Black G = Gray



TOP VIEW



TOP VIEW

