

FULLY AUTOMATIC MACHINES

X15 CS11













MilkPs, Solubles

Performance

Coffee Output (cups/h)	160
Cafè Creme (cups/h)	100
Cappuccino Output (150 cc cups/h)	160
Hot Water Output (L/h - 500cc quantities)	25

The new **X15**, smart and versatile fully automatic machine, is designed to guarantee a wide menu of beverages even more customizable, as well as a superior capacity of its boiler. User-friendly and professional, **X15** is the perfect ally for office environments or other locations that require medium-low daily performance. Bi-directional telemetry on board.



-  Recommended cups per day: up to 150
-  Metal reinforced technopolymer coffee group
-  Embedded solubles system
-  Smart Boiler
-  7.0" touch screen, up to 96 drink selections
-  HQ Milk
-  MilkPs
-  New motorised spout
-  AWS - Automatic washing system
-  Bi-directional Telemetry
-  USB
-  Wi - Fi connectivity

Features	X15 CS11
Touch Screen drink selections	up to 96 (8 per page)
Hot water selections	2
Boilers and capacity (L)	1 x 2
Grinder-dosers	2
Coffee hoppers and capacity (Kg)	2 x 0,65
Soluble hoppers and capacity (Kg)	1 x 1,5
Coffee group diameter (mm)	46
Mixer soluble powder	1
Steam wand	-
No-coffee sensor	-
Main spout	Motorised

Technical information

Width x Depth x Height (mm)	350 x 605 x 715
Weight (Kg)	49
Power at 208 - 240 V 60 HZ	2400 - 3100 W

Accessories

Coffee Hopper extension (up to 1,6 Kg) 1px	Cod. NS9ADC999999A	\$ 313
Solubles Hopper extension (up to 2,9 Kg) 1px	Cod. NS9ADC999999A	\$ 313
CSI/CCI cable	Cod. 535959000	