



FST-27-E

Height 35.69" w/ casters
 Length 27.5"
 Depth 30.38"



FST-45-E

Height 35.69" w/ casters
 Length 45"
 Depth 30.38"



FST-59-E

Height 35.69" w/ casters
 Length 59"
 Depth 30.38"

Features

- 29.6" Deep work top
- Stainless steel top, front, and sides
- Aluminum interior lining
- Foamed in place high density CFC free polyurethane foam insulation provides a solid structure and low energy consumption
- Self closing doors with safety stop at 120 °
- Heavy duty chrome plated hinges
- Recessed handles
- Reinforced adjustable heavy duty epoxy coated shelves
- 6" heavy duty casters
- Hermetic seal with vinyl magnetic gasket keyed into a thermal breaker
- Self contained heavy duty 134a condensing unit
- Forced air evaporator for rapid temperature "Pull Down"
- UL Classified to ANSI/NSF 7

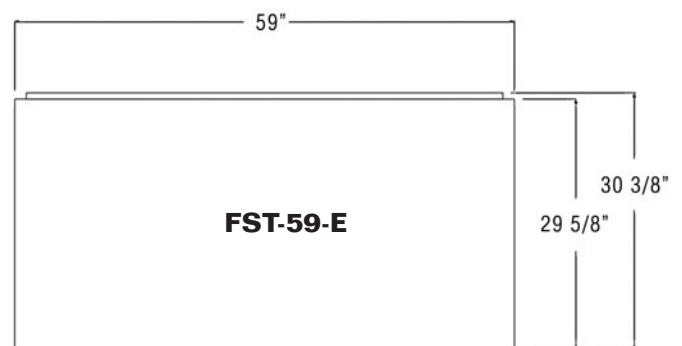
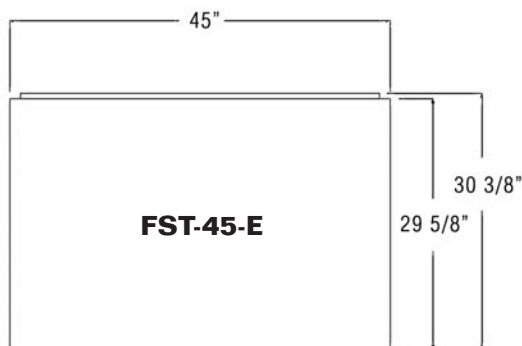
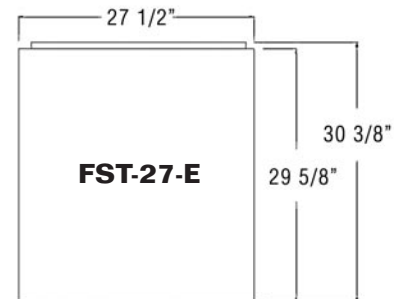
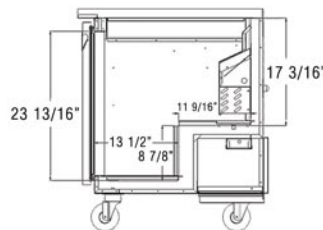
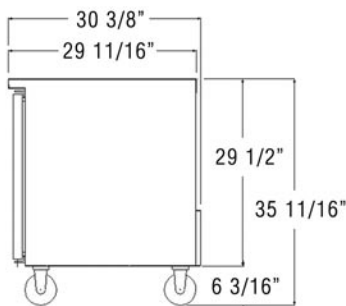
Model No.	Description	Voltage	Amps	Temp	HP	Est. Ship Weight
FST-27-E	1 Door/2 Shelves	115	5.0	33°F - 41°F	1/5	221#
FST-45-E	2 Doors/4 Shelves	115	6.0	33°F - 41°F	1/4	306#
FST-59-E	2 Doors/ 6 Shelves	115	8.0	33°F - 41°F	1/3	349#

Technical Data / Work Tops



Model #	FST-27-E	FST-45-E	FST-59-E
Outside Dimensions			
Depth	30.375"	30.375"	30.375"
Length	27.5"	45"	59"
Height w/casters	35.69"	35.69"	35.69"
Door Size	27"Lx26"H	22"Lx26"H	27"Lx26"H
Door Type	1 swing	2 swing	2 swing
Inside Dimensions			
Depth	22.88"	22.88"	22.88"
Length	23.5"	41"	54"
Height	24"	24"	24"
Shelf Size 16.812"D	22.56"L	19.88"L	26.88"L
# of Shelves	2	4	4
Capacity: Cubic Foot	6.0	11.6	15.7
Specifications			
Operating Temperature	33°F-41°F	33°F-41°F	33°F-41°F
Refrigerant	134a	134a	134a
Compressor Size HP	1/5	1/4	1/3
Voltage	115	115	115
Amperage	5.0	6.0	8.0
Cord and Plug	yes	yes	yes
Shipping Dimensions			
Depth	34"	34"	34"
Length	32"	49"	63"
Height	40"	40"	40"
Gross Weight lbs.	221	306	349
Cubic feet	21	34	43

- Cases are designed to operate at 75°F and 55% relative humidity.
- Specification subject to change without notice.





SST-27-E

Height 39.94" w/casters
 Length 27.5"
 Depth 30.38"



SST-45-E

Height 39.94" w/casters
 Length 45"
 Depth 30.38"



SST-59-E

Height 39.94" w/casters
 Length 59"
 Depth 30.38"

Features

- 25.5" Deep work top
- Stainless steel top, front, and sides
- Aluminum interior lining prevents corrosion
- Foamed in place high density CFC free polyurethane foam insulation provides a solid structure and low energy consumption
- Self closing doors w/safety stop at 120°
- Heavy duty chrome plated hinges with recessed handles
- Reinforced adjustable heavy duty epoxy coated shelves
- 6" heavy duty casters
- Hermetic seal with vinyl magnetic gasket keyed into a thermal breaker
- 12" wide NSF approved polyethylene cutting board
- Forced air evaporator for rapid temperature "Pull Down"
- Self contained heavy duty 134a condensing unit
- UL Classified to ANSI/NSF 7

Model No.	Description	Voltage	Amps	Temp	HP	Est. Ship Weight
SST-27-E	1 Door/2 Shelves	115	5.0	33°F - 41°F	1/5	221#
SST-45-E	2 Doors/4 Shelves	115	6.0	33°F - 41°F	1/4	306#
SST-59-E	2 Doors/ 6 Shelves	115	8.0	33°F - 41°F	1/3	352#