

36E Series Heavy-Duty All-Purpose Hot Top Range

Project _____
 Item _____
 Quantity _____
 CSI Section 11400
 Approved _____
 Date _____

Models

- 36ER36
- 36ES36



Model 36ER36
 All Purpose Top Range With
 2 Sections, 2 Heat Zones

Standard Features

- Stainless steel front and sides
- Stainless steel front rail
- Chrome-plated, 4-position removable rack guides w/oven rack
- Electro-mechanical heavy-duty oven thermostat
- 36" (914mm) all-purpose plate top controlled by two (2) thermostats, 290°/650°F (143°/343°C)
- 3" (76mm) high stainless steel vent raiser
- Heat-resistant, cool-to-touch oven door handle
- 6" (152mm) adjustable chrome-plated legs (NSF)
- 1-Year limited parts & labor (USA & Canada)

Options & Accessories

- Stainless steel main back (R&S models)
- Extra oven rack
- Set of (4) Polyurethane (non-marking) swivel casters complete with front brakes
- 6" (152mm) adjustable stainless steel legs
- High voltage 460V
- Marine equipment - storm rails for pots, hand rails, oven door latch, drip tray stop and deck fasteners

NOTE: Ranges supplied with casters must be installed with an approved restraining device.

Specifications

Heavy-duty electric range, Model 36ER36, with all purpose plate top. Top consists of two 18" (457mm) x 24" (610mm) plates controlled by two thermostatically controlled heat zones.

Full-size oven is controlled by a heavy-duty electromechanical thermostat.

Oven interior is 13.5" (343mm) high x 26.25" (667mm) wide x 29" (533mm) deep with removable four-position chrome-plated rack guides and one oven rack, front and rear stainless steel grease troughs.

Stainless steel front and sides.

Circuit breakers or fuses provide electric circuit protection.

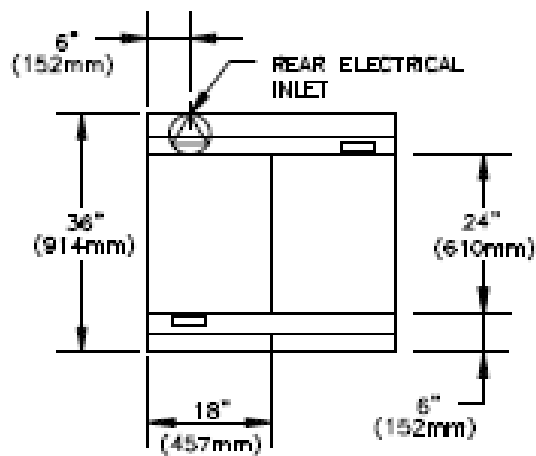
Available with casters or for dais mount.

Model 36ES36 has storage base in lieu of oven section.

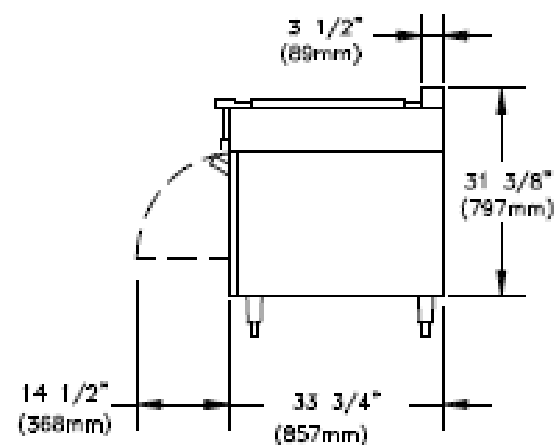
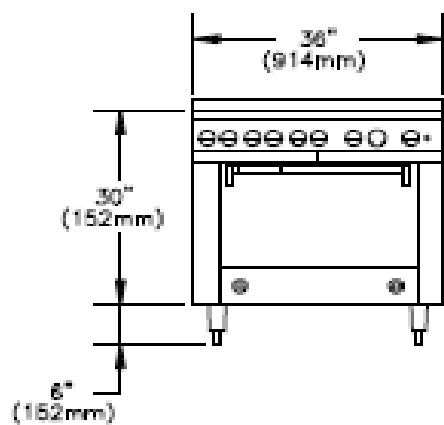


36E Series Heavy-Duty All-Purpose Hot Top Range

336E Series Heavy-Duty All-Purpose Hot Top Range



Garland products are not approved or authorized for home or residential use, but are intended for commercial applications only. Garland will not provide service, warranty, maintenance or support of any kind other than in commercial applications.



MODEL	TOTAL KW	3-PHASE KW PER PHASE ALL VOLTAGES			NOMINAL AMPERES PER LINE											
					SINGLE PHASE			THREE PHASE								
								208V			240V			460V		
		X-Y	Y-Z	X-Z	208V	240V	460V	X	Y	Z	X	Y	Z	X	Y	Z
36ER36	18.5	6.5	6	6	89	78	40	53	53	51	46	46	44	24	24	23
36ES	12	0	6	6	58	51	26	29	29	51	25	25	44	13	13	23

CLEARANCES			
ENTRY		TO COMBUSTIBLE WALL	
CRATED	UNCRATED	SIDES	REAR*
41-1/4" (1048mm)	36-1/4" (921mm)	3" (76mm)	1/2" (13mm)

Garland reserves the right to make changes to the design or specifications without prior notice.

Garland Commercial Ranges Ltd.
1177 Kamato Road,
Mississauga, Ontario
L4W 1X4 CANADA

General Inquires 1-905-624-0260
USA Sales, Parts and Service 1-800-424-2411
Canadian Sales 1-888-442-7526
Canada or USA Parts/Service 1-800-427-6668

www.garland-group.com
6818A
01/25

