



BEVERAGE-AIR

Project: _____	AIA#
Item: _____	
Location: _____	SIS#
Approved: _____	

HORIZON BOTTOM MOUNT REACH-IN

HBF12HC Glass Door Reach-In Freezer

Hydrocarbon Series

MODEL:
HBF12HC-1-G

HBF12HC BOTTOM MOUNT REACH-IN FREEZER



5 Year Parts/Labor Warranty Available
7 Year Compressor Warranty

CABINET CONSTRUCTION

- Stainless steel front, side, and grille (galvanized back & bottom)
- Stainless steel interior
- Full electronic control with one-touch defrost
- One-piece grille allow easy removal/installation for preventative maintenance
- Double pane LowE argon filled glass door features inside and outside panes that are tempered for added safety
- Self closing door with 120° stay open feature
- LED lighting
- Spring-loaded style hinges
- Plug-in magnetic door gaskets
- Four (4) heavy duty epoxy coated wire shelves
- 6" Casters with two (2) brakes

OPTIONS & ACCESSORIES

- 3 Year parts/labor standard, additional 2 year warranty available
- 3" Casters or 6" legs
- Epoxy shelves
- Shelf clips
- Remote option* (see note on back page)

REFRIGERATION SYSTEM

- Uses environmentally friendly, energy efficient R290 refrigerant, and meets all regulatory requirements for CARB, SNAP, DOE & more
- Hot gas condensate evaporator
- Adaptive defrost
- Epoxy coated evaporator coil
- Freezer capable of maintaining product temperature down to -10°F



 Please verify qualifying units by visiting:
www.energystar.gov/cfs

3779 Champion Blvd., Winston-Salem, NC 27105
1-888-845-9800 Fax: 1-336-245-6453
Beverage-Air.com Sales@bevair.com



BEVERAGE-AIR

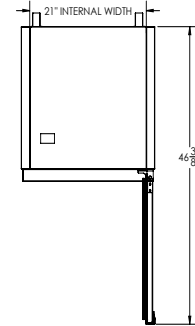
MODEL	HBF12HC-1-G
EXTERNAL DIMENSIONAL DATA	
Width Overall	24"
Depth Overall with Handle	24 1/2"
Height Overall with Casters	67 3/8"
Number of Doors	1
Depth with Door Open 90°	46 3/8"
Door Opening (in)	20 7/8" x 48 1/2"
INTERNAL DIMENSIONAL DATA	
NET Capacity (cubic ft.)	11.9
Internal Width Overall (in)	21"
Internal Depth Overall (in)	18 1/4"
Internal Height Overall (in)	48 3/4"
Internal Height Useable (in)	44 3/4"
Number of Shelves	4
ELECTRICAL DATA	
Full Load Amperes 115/60/1	5.0
REFRIGERATION DATA	
Horsepower	1/2
Capacity (BTU/Hr)	1624
Heat Rejection (BTU/Hr)	2436
Charge (lbs/grams)	0.1102/50
SHIPPING DATA	
Gross Weight - Crated	290 lbs
Height - Crated	68"
Width - Crated	27"
Depth - Crated	29"

*NOTE: Remote units are field wired and come with 6" legs.
Refrigerant must be specified at time of order.

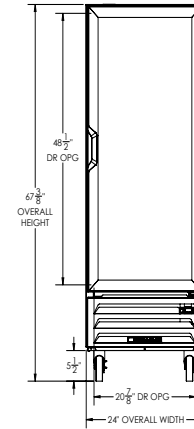
Bottom Mount Reach-In Freezer Model: HBF12HC-1-G

Model Views

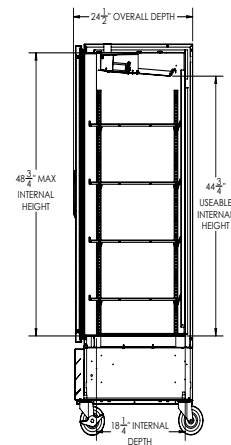
Required Clearance: Bottom & Rear 3"



PLAN VIEW



ELEVATION VIEW



SIDE VIEW

ELECTRICAL CONNECTION



115/60/1
NEMA 5-15P

Unit pre-wired at factory
and include 8' long cord
and plug set.

