

MODEL: _____ PROJECT: _____ ITEM #: _____ QTY: _____

PRODUCT IMAGES

HS-1317



HS-1515



HS-2017



STANDARD FEATURES

- **Fabrication**
20 gauge stainless steel. All seams tig welded and polished
- **Bowl**
High quality deep drawn
- **Wall Mounting Bracket**
Offset design for added strength
- **Faucet**
HS-1317 & HS-1515: 4" on center faucet with 3 1/2" gooseneck spout supplied (optional upgrade available)
HS-2017: 4" on center faucet with 8 1/2" gooseneck spout supplied (optional upgrade available)
- **Drain**
Stainless Steel 1 1/2" drain
- **Mounting**
Studs with fasteners included
- **Plumbing**
1/2" IPS hot and cold water. 1 1/2" IPS drain outlet
- **Low Lead Compliance**
Low Lead Compliant faucet options are available to meet California AB-1953 and Vermont S152 standards

OPTIONAL ACCESSORIES

- **H-100** Chrome Plated 1 1/2" IPS P-Trap
- **H-102** Upgrade: Low Lead Wrist Handle Faucet
- **H-103** Wrist Handle Kit
- **H-109** Upgrade: Low Lead Royal Series Faucet
- **H-200** Upgrade: Low Lead Commercial Series Faucet



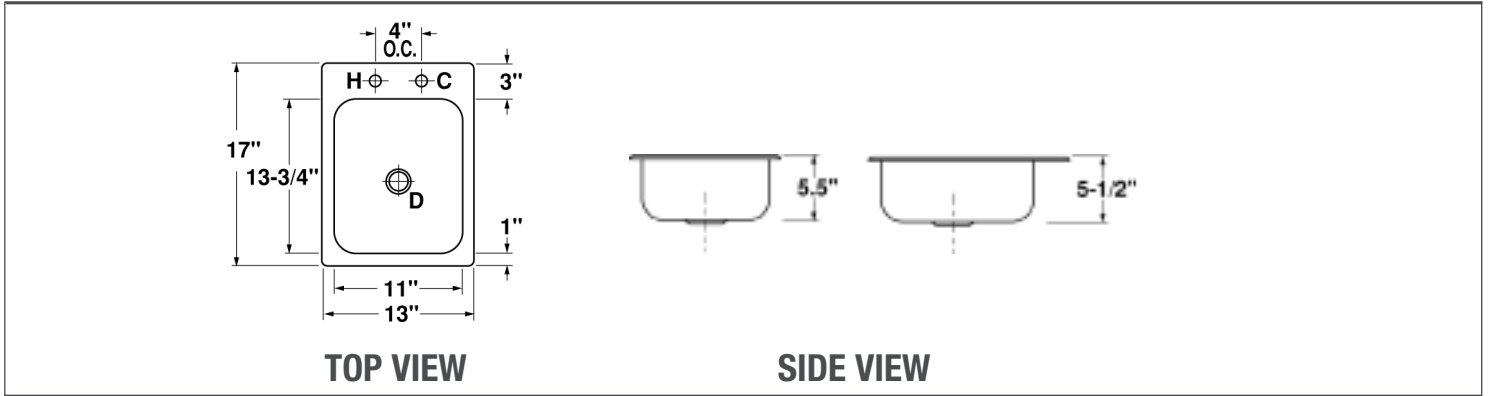
CERTIFICATIONS:

APPROVED BY:

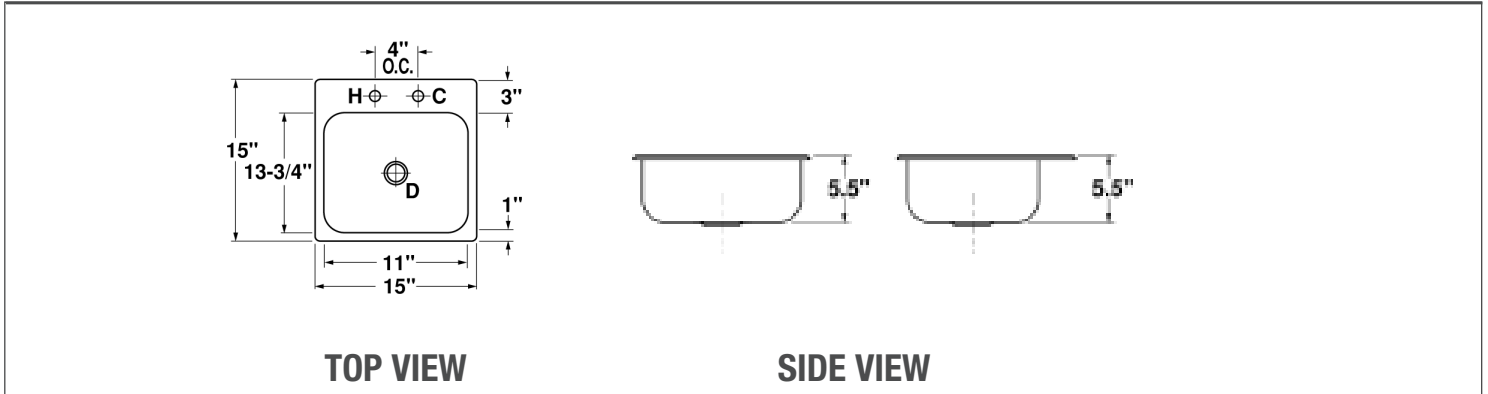
Due to our commitment to continued product improvement, specifications are subject to change without notice.

MODEL: _____ PROJECT: _____ ITEM #: _____ QTY: _____

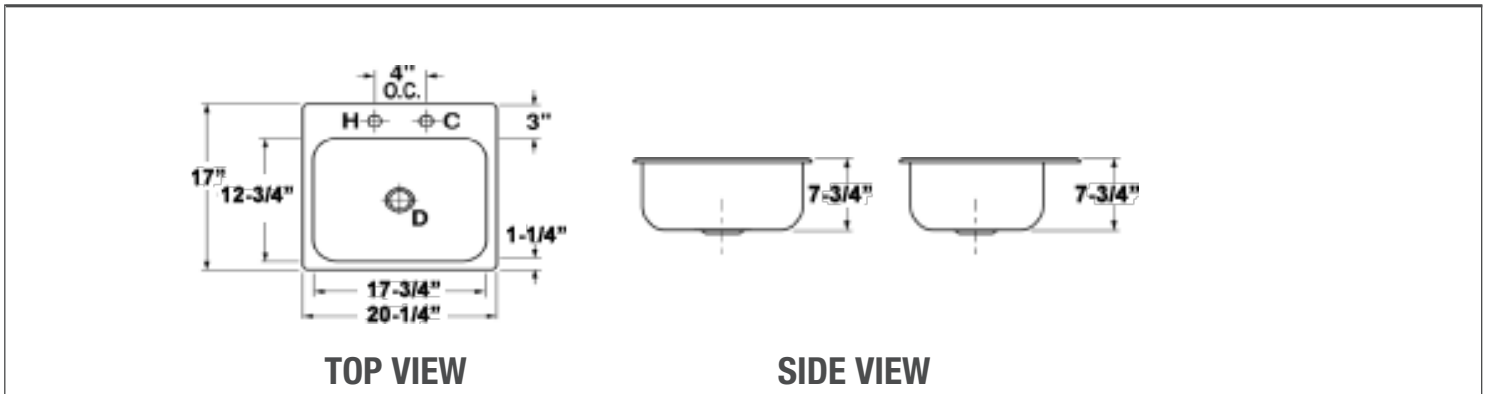
HS-1317



HS-1515



HS-2017



APPROVED BY:

Due to our commitment to continued product improvement, specifications are subject to change without notice.