



Project _____
 Item # _____
 Quantity _____

Modular/Ganged Drop-In Heated Wells

Models:

HWBI-1DA (See form number HWB-FUL Spec Sheet for HWBI-FUL (HWBI-1) and HWBI-FULD for (HWBI-1D))

HWBI-2, -2D, -2DA, -2M, -2MA,
 HWBI-3, -3D, -3DA, -3M, -3MA,
 HWBI-4, -4D, -4DA, -4M, -4MA,
 HWBI-5, -5D, -5DA, -5M, -5MA,
 HWBI-6, -6D, -6DA, -6M, -6MA

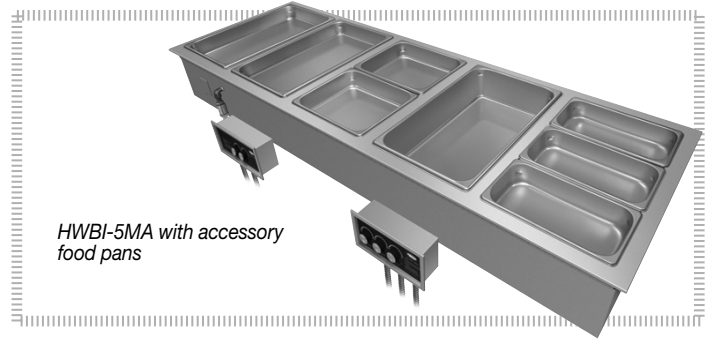
HWBLI-1DA (See form number HWB-FUL Spec Sheet for HWBLI-FUL (HWBLI-1) and HWBLI-FULD for (HWBLI-1D))

HWBLI-2, -2D, -2DA, -2M, -2MA,
 HWBLI-3, -3D, -3DA, -3M, -3MA,
 HWBLI-4, -4D, -4DA, -4M, -4MA,
 HWBLI-5, -5D, -5DA, -5M, -5MA,
 HWBLI-6, -6D, -6DA, -6M, -6MA

Hatco Modular/Ganged Heated Wells keep hot food at safe serving temperatures, with better quality construction, longer holding times, and more accurate temperatures. They are full-sized wells, grouped together in a modular fashion to provide customers with a complete steam table contained within one piece of equipment. This means easy installation with a clean integrated look for your steam table. Choose the number of wells, from 1 to 6 unit configurations, as well as voltage, auto-fill, controls, drain, cord and mounting options.

Standard features

- Longer holding times with more accurate temperatures
- Separate lighted On/Off rocker switch and temperature dial for easy operation.
- 50% larger drain with flat screen simplifies cleaning and holds pans level
- Unique design allows quick change of element or thermostat if needed
- EZ locking hardware for quick installation
- Stainless steel construction and solid brazed fitting joints for durability
- A 6" (152.4 mm) conduit is included for convenient placement of controls
- Each well has its own individual control to regulate the temperature of each separate food offering



HWBI-5MA with accessory food pans

Options (available at time of purchase only)

- Surface Hole Mounting to Countertop (Includes EZ Lock)
- Stud Mounting to Countertop
- Three-Phase Wiring (not available on 120V units, not available for export voltages)
- Manifold Drain with side exit (not available on 120V units)
- Manifold Drain with bottom exit (not available on 120V units)
- Cord for HWBI-2, -3, -4, -5, -6 (Single phase/single control box only, not for export voltages)
- 27" D (686 mm) Bezel for modular unit to match Hatco CWB models in a counter-top display

Accessories

- Rectangular Full-Size Stainless Steel Food Pans:
 - Third-Size (2.5" [64 mm] H)
 - Half-Size (2.5" [64 mm] H)
 - Full-Size (2.5" [64 mm] H)
 - Full-Size (4" [101 mm] H)
 - Full-Size (6" [152 mm] H)
- Round Food Pans:
 - 4 Quart (4 Liter)
 - 7 Quart (7 Liter)
 - 11 Quart (10 Liter)
- Hinged Lid for Round Pans:
 - 4 Quart (4 Liter)
 - 7 Quart (7 Liter)
 - 11 Quart (10 Liter)
- Notched Lid for Round Pans:
 - 4 Quart (4 Liter)
 - 7 Quart (7 Liter)
 - 11 Quart (10 Liter)
- Stainless Steel Wire Trivets:
 - Half-Size
 - Full-Size
- Plated Wire Trivets:
 - Half-Size
 - Full-Size
- Adapter to Convert Warmers to hold Round Pans:
 - Holds two 4-Quart (4-Liter) Rounds
 - Holds two 7-Quart (7-Liter) Rounds
- Support Bars:
 - 12" (305 mm)
 - 20" (508 mm)
- External Manifold with Individual Shut-Off Valves per Well (Only for units with individual drains):
 - 2-Pan Unit
 - 3-Pan Unit
 - 4-Pan Unit
 - 5-Pan Unit
 - 6-Pan Unit
- Ball Valve for Unit with Drains:
 - 3/4"
 - 1"
- Gate Valve for Unit with Drains:
 - 3/4"
 - 1"
- Heated Well Remote Handle for 3/4" drains



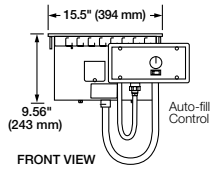
HATCO CORPORATION | P.O. Box 340500 Milwaukee, WI 53234-0500 U.S.A. | (800) 558-0607 | (414) 671-6350
 Fax: (800) 543-7521 | Int'l. Fax: (414) 671-3976 | www.hatcocorp.com | email: equipsales@hatcocorp.com



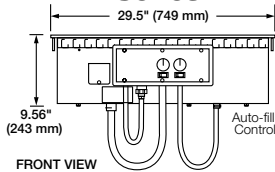
Modular/Ganged Drop-In Heated Wells

Models: HWBI/HWBLI-1, -2, -3, -4, -5, -6 (with/without Drains and Manifolds)

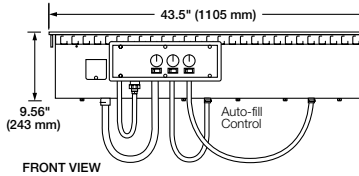
HWBI/HWBLI-1DA



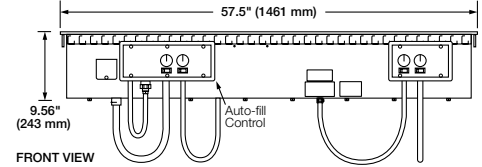
HWBI/HWBLI-2 Series



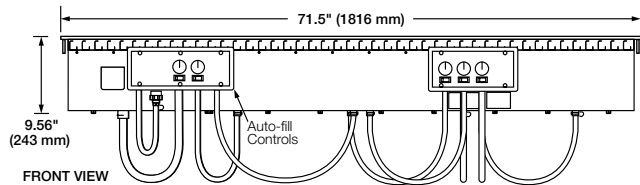
HWBI/HWBLI-3 Series



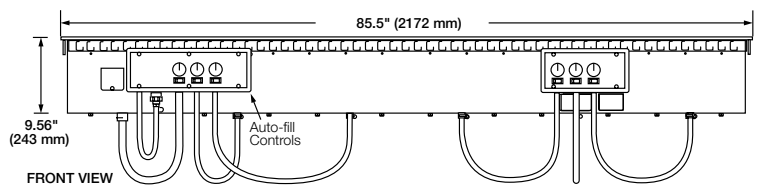
HWBI/HWBLI-4 Series



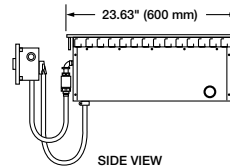
HWBI/HWBLI-5 Series



HWBI/HWBLI-6 Series



**All HWBI/
HWBLI-Series
(Side view)**



Please specify the following with each order:

- Desired Voltage:** 120 (HWBI-1DA and HWBLI-1DA, -2, -3, -4, -5, -6 models only), 208, or 240V
 - Single phase (Standard)
 - Three phase (Optional except for HWB-1DA and HWBLI-1DA, -2, -3, -4, -5, -6 models)
- Number of Modular/Ganged Heated Wells Required:** 1-, 2-, 3-, 4-, 5-, or 6-pan

NOTE: Modular/Ganged units are only offered as rectangular, full-size (12" x 20" [305 x 508 mm])
- Drain (With or without – choose drain below):**
 - Standard Individual Well ¾" NPT Drain
 - Manifold 1" NPT Drain with side drain, field selectable left or right side (Available on HWBI or HWBLI-2, -3, -4, -5, -6 models only)
 - Manifold 1" NPT Drain with bottom drain, field selectable left or right well (Available on HWB HWBI or HWBLI -2, -3, -4, -5, -6 models only)
- Auto-fill (With or without)**
- Mounting Style (All Modular/Ganged units are top mounted only):**
 - EZ Locking Hardware
 - EZ Locking Hardware with 2" (51 mm) Studs
 - EZ Locking Hardware with Surface Holes
- Bezel (allows a 27" D [686 mm]) for modular units to match Hatco CWB models in a countertop display**
- Agency:**
 - UL, C-UL
 - UL-EPH (Sanitary listing)
 - CE mark available
- Control:**
 - Single Control box (Standard on all units)
 - Split Controls boxes (Optional on 4-, 5-, 6-pan units, not available in Canada)
- Stainless Steel Pans:**
 - Third-size (12¾"W x 6⅞"D x 2½"H [324 W x 175 x 64 mm])
 - Half-size (12¾"W x 10⅝"D x 2½"H [324 W x 264 x 64 mm])
 - Full-size at 2½" deep (12¾"W x 20¾"D x 2½"H [324 W x 527 x 64 mm])
 - Full-size at 4" deep (12¾"W x 20¾"D x 4"H [324 W x 527 x 102 mm])
 - Full-size at 6" deep (12¾"W x 20¾"D x 6"H [324 W x 527 x 152 mm])
- Valves:**
 - ¾" or 1" NPT Ball Valve
 - ¾" or 1" NPT Gate Valve

Accessories for Modular/Ganged Heated Wells

- Pan Support Bars:** 12" or 20" (305 or 508 mm)
- Adapters** to convert Modular/Ganged units to hold 4- or 7-Quart (4-Liter or 7-Liter) round pans

DROP-IN MODULAR/GANGED HEATED WELLS COUNTERTOP CUT-OUTS

Model	Minimum Width	Maximum Width*	Minimum Depth	Maximum Depth*	Below Counter
HWBI-, HWBLI-FUL*	12¾" (324 mm)	12 ¹⁵ / ₁₆ " (328 mm)	20¾" (528 mm)	20 ¹⁵ / ₁₆ " (532 mm)	9 ⁷ / ₁₆ " (240)
HWBI-, HWBLI-FUL*	14" (356 mm)	14¼" (362 mm)	22" (559 mm)	22¼" (565 mm)	9 ⁷ / ₁₆ " (240)
HWBI-, HWBLI-1DA	14 ¹ / ₈ " (359 mm)	14 ⁵ / ₁₆ " (364 mm)	22¼" (565 mm)	22½" (572 mm)	9 ⁷ / ₁₆ " (240)
HWBI-, HWBLI-2 Series	28 ¹ / ₈ " (715 mm)	28 ⁹ / ₁₆ " (719 mm)	22¼" (565 mm)	22½" (572 mm)	9 ⁷ / ₁₆ " (240)
HWBI-, HWBLI-3 Series	42 ¹ / ₈ " (1070 mm)	42 ⁹ / ₁₆ " (1075 mm)	22¼" (565 mm)	22½" (572 mm)	9 ⁷ / ₁₆ " (240)
HWBI-, HWBLI-4 Series	56 ¹ / ₈ " (1426 mm)	56 ⁹ / ₁₆ " (1430 mm)	22¼" (565 mm)	22½" (572 mm)	9 ⁷ / ₁₆ " (240)
HWBI-, HWBLI-5 Series	70 ¹ / ₈ " (1781 mm)	70 ⁹ / ₁₆ " (1786 mm)	22¼" (565 mm)	22½" (572 mm)	9 ⁷ / ₁₆ " (240)
HWBI-, HWBLI-6 Series	84 ¹ / ₈ " (2137 mm)	84 ⁹ / ₁₆ " (2141 mm)	22¼" (565 mm)	22½" (572 mm)	9 ⁷ / ₁₆ " (240)

▼ Add ¼" (2 mm) to Maximum Width when using EZ locking mount.
 ▲ Indicates cut-out dimensions for a combustible countertop surface.
 • HWBI-, HWBLI-FUL replaces HWBI-, HWBLI-1 and HWBI-FULD replaces HWBI-, HWBLI-1D.















Modular/Ganged Drop-In Heated Wells

Models: HWBI/HWBLI-1, -2, -3, -4, -5, -6 (with/without Drains and Manifolds)

SPECIFICATIONS

Modular/Ganged Drop-In Heated Wells

The shaded areas contain electrical information for international models only

Model	Dimensions (Width x Depth x Height)	Volts	Phase	Watts	Amps	Optional Plug	Control Configuration	Ship Weight*
HWBI-FUL (HWBI-1), HWBI-FULD (HWBI-1D) – For single pan units see form number HWBI-FUL Spec Sheet								
HWBI-1DA	15.5" x 23.63" x 9.56" (394 x 600 x 243 mm)	120	Single	1215	5.1	NEMA 5-15P 6-15P 6-15P	Standard single 	38 lbs. (17 kg)
		208			5.9			
		240			5.1			
		220-230-CE 230-240-CE		1215/1328 1116/1215	5.5/5.8 4.9/5.1	Not Available Not Available		
HWBLI -1DA	15.5" x 23.63" x 9.56" (394 x 600 x 243 mm)	120	Single	750	6.3	NEMA 5-15P		
HWBLI-FUL (HWBLI-1), HWBLI-FULD (HWBLI-1D) – For single pan units see form number HWBI-FUL Spec Sheet								
HWBI-2, HWBI-2D HWBI-2DA HWBI-2M HWBI-2MA	29.5" x 23.63" x 9.56" (749 x 600 x 243 mm)	208	Single Three Single Three	2415	11.6	6-15P Not Available 6-15P Not Available	Standard single 	73 lbs. (33 kg) 77 lbs. (35 kg) 87 lbs. (40 kg) 74 lbs. (34 kg) 85 lbs. (39 kg)
		208			10.1			
		240			10.1			
		240			8.7			
		220-230-CE 230-240-CE	Single Single	2415/2640 2218/2415	11/11.5 9.6/10.1	Not Available Not Available		
HWBLI-2, -D, -DA, -M, -MA	29.5" x 23.63" x 9.56" (749 x 600 x 243 mm)	120	Single	1500	12.5	NEMA 5-20P		
HWBI-3 HWBI-3D HWBI-3DA HWBI-3M HWBI-3MA	43.5" x 23.63" x 9.56" (1105 x 600 x 243 mm)	208	Single Three Single Three	3615	17.4	6-30P Not Available 6-20P Not Available	Standard single 	103 lbs. (47 kg) 100 lbs. (45 kg) 112 lbs. (51 kg) 108 lbs. (49 kg) 112 lbs. (51 kg)
		208			10.1			
		240			15.1			
		240			8.8			
		220-230-CE 230-240-CE	Single Single	3615/3951 3320/3615	16.4/17.2 14.4/15.1	Not Available Not Available		
HWBLI-3, -D, -DA, -M, -MA	43.5" x 23.63" x 9.56" (1105 x 600 x 243 mm)	120	Single	2250	18.8	NEMA 5-30P		
HWBI-4 HWBI-4D HWBI-4DA HWBI-4M HWBI-4MA	57.5" x 23.63" x 9.56" (1461 x 600 x 243 mm)	208	Single Three Single Three	4815	23.2	NEMA-6-30P Not Available NEMA-6-30P Not Available	Standard single 	132 lbs. (60 kg) 136 lbs. (62 kg) 133 lbs. (60 kg) 138 lbs. (63 kg) 138 lbs. (63 kg)
		208			15.8			
		240			20.1			
		240			13.7			
		220-230-CE 230-240-CE	Single Single	4815/5262 4422/4815	21.9/22.9 19.2/20.1	Not Available Not Available	Optional split (Not available in Canada) 	
HWBLI-4, -D, -DA, -M, -MA	57.5" x 23.63" x 9.56" (1461 x 600 x 243 mm)	120	Single	3000	25	NEMA 5-50P		
HWBI-5 HWBI-5D HWBI-5DA HWBI-5M HWBI-5MA	71.5" x 23.63" x 9.56" (1816 x 600 x 243 mm)	208	Single Three Single Three	6015	28.9	NEMA-6-50P Not Available NEMA-6-50P Not Available	Standard single 	167 lbs. (76 kg)
		208			20.1			
		240			25.1			
		240			17.4			
		220-230-CE 230-240-CE	Single Single	6015/6574 5524/6015	27.3/28.6 24.0/25.1	Not Available Not Available	Optional split (Not available in Canada) 	
HWBLI-5, -D, -DA M, -MA	71.5" x 23.63" x 9.56" (1816 x 600 x 243 mm)	120	Single	3750	31.3	NEMA 5-50P		
HWBI-6 HWBI-6D HWBI-6DA HWBI-6M HWBI-6MA	85.5" x 23.63" x 9.56" (2172 x 600 x 243 mm)	208	Single Three Single Three	7215	34.7	NEMA-6-50P Not Available NEMA-6-50P Not Available	Standard single 	190 lbs. (86 kg)
		208			20.1			
		240			30.1			
		240			17.4			
		220-230-CE 230-240-CE	Single Single	6015/7886 6626/7215	32.8/34.3 28.8/30.1	Not Available Not Available	Optional split (Not available in Canada) 	
HWBLI-6, -D, -DA, -M, -MA	85.5" x 23.63" x 9.56" (2172 x 600 x 243 mm)	120	Single	4500	37.5	NEMA 5-50P		

* Shipping weight includes packaging.

PRODUCT SPECS

Modular/Ganged Drop-In Heated Wells

The Modular/Ganged Built-in Heated Well shall be a model manufactured by the Hatco Corporation, Milwaukee, WI 53234 U.S.A.

The Modular/Ganged Built-in Heated Well shall be rated at ...watts, ...volts, and be ...inches (millimeters) in overall width and be ...inches (millimeters) in

overall depth. It shall consist of stainless and aluminized steel housing with a metal sheathed heating element, EZ locking hardware for installation, and a remote thermostat with lighted power switch.

Warranty consists of 24/7 parts and service assistance (U.S. and Canada only).

HATCO CORPORATION | P.O. Box 340500 Milwaukee, WI 53234-0500 U.S.A. | (800) 558-0607 | (414) 671-6350

Fax: (800) 543-7521 | Int'l. Fax: (414) 671-3976 | www.hatcocorp.com | email: equipsales@hatcocorp.com