


# H-Pans™ High Heat Food Pans



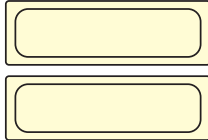
## FULL SIZE



**CONFIGURATIONS**  
GN 1/2  
12 3/4" x 20 7/8"  
(32,5 x 53 cm)

PAN CODE	PAN DEPTH	APPROXIMATE CAPACITY	CASE LBS. (CUBE)
12HP	2 1/2" (6,5 cm)	8.9 qt.	10.87 (1.31)
14HP	4" (10 cm)	13.7 qt.	14.24 (1.77)
16HP	6" (15 cm)	20.6 qt.	19.50 (2.24)
10HPD	—	Drain Shelf	5.72 (0.37)

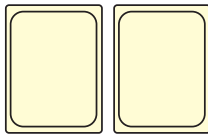
## HALF SIZE LONG



GN 1/2 Long  
6 3/8" x 20 7/8"  
(16,2 x 53 cm)

22LPHP	2 1/2" (6,5 cm)	3.2 qt.	5.83 (0.43)
24LPHP	4" (10 cm)	5.3 qt.	8.63 (0.98)
20LPHPD	—	Drain Shelf	1.92 (0.19)


## HALF SIZE



GN 1/2  
10 1/16" x 12 3/4"  
(26,5 x 32,5 cm)

22HP	2 1/2" (6,5 cm)	4.1 qt.	5.96 (0.66)
24HP	4" (10 cm)	6.3 qt.	8.40 (0.86)
26HP	6" (15 cm)	9.4 qt.	10 (1.10)
20HPD	—	Drain Shelf	2.44 (0.16)

## ONE THIRD SIZE



GN 1/3  
6 15/16" x 12 3/4"  
(17,6 x 32,5 cm)

32HP	2 1/2" (6,5 cm)	2.5 qt.	4.75 (0.45)
34HP	4" (10 cm)	3.8 qt.	5.58 (0.59)
36HP	6" (15 cm)	5.6 qt.	7.62 (0.75)
30HPD	—	Drain Shelf	1.36 (0.09)

## QUARTER SIZE



GN 1/4  
6 3/8" x 10 1/16"  
(16,2 x 26,5 cm)

42HP	2 1/2" (6,5 cm)	1.8 qt.	3.15 (0.34)
44HP	4" (10 cm)	2.7 qt.	4 (0.44)
46HP	6" (15 cm)	3.9 qt.	5.45 (0.58)
40HPD	—	Drain Shelf	1 (0.06)

## ONE SIXTH SIZE



GN 1/6  
6 3/8" x 6 15/16"  
(16,2 x 17,6 cm)

62HP	2 1/2" (6,5 cm)	1.1 qt.	2.85 (0.24)
64HP	4" (10 cm)	1.6 qt.	3.01 (0.29)
66HP	6" (15 cm)	2.4 qt.	3.81 (0.39)
60HPD	—	Drain Shelf	0.60 (0.04)

## ONE NINTH SIZE



GN 1/9  
4 1/4" x 6 15/16"  
(10,8 x 17,6 cm)

92HP	2 1/2" (6,5 cm)	0.6 qt.	1.45 (0.16)
94HP	4" (10 cm)	0.9 qt.	1.85 (0.20)
90HPD	—	Drain Shelf	0.45 (0.04)

**Case Pack:** 6 Lids listed on following page. **InStock Color:** Amber (150).

**Colors:** Amber (150), Black (110).  
**Drain Shelf Color:** Amber (150).

H-Pans are made of FDA approved materials and are designed to CEN Gastronorm Standard EN 631-1. Amber color may vary.



## Drain Shelf

- Supports product and promotes drainage.
- Available to fit all food pan sizes.



See next page for colanders.