



# DKM-500B\_J

## CRESCENT CUBER ICE MACHINE AND DISPENSER SERENITY SERIES



DKM-500B\_J  
07/02/24  
Item # 13157

Item #: \_\_\_\_\_  
 Project: \_\_\_\_\_  
 Qty: \_\_\_\_\_  
 AIA#: \_\_\_\_\_

### Features

- ▶ Individual crescent cube
- ▶ Stainless steel evaporator
- ▶ CycleSaver™ design

- Up to 545 lbs. of ice production per 24 hours
- Built-in insulated polyethylene bin has a storage capacity of 6.7ft<sup>3</sup>/200 lbs.\*
- Durable, attractive one piece stainless steel exterior
- One piece design allows for easy installation and serviceability
- Self-contained design reduces opportunities for cross contamination
- Push button operated; dispenses 13 lbs. of ice per minute
- 6" flanged legs are standard, Optional 6" casters available
- 11 ft. power cord with NEMA 5-20P Plug
- R-404A Refrigerant

### Warranty:

3 Year Parts & Labor on entire machine. 5 Year Parts & Labor on Evaporator. 5 Year Parts on Compressor; air-cooled condenser coil. Valid in United States, Canada, Puerto Rico and U.S. Territories. Contact factory for warranty in other countries.

\*Rated in accordance with AHRI Standard 820(I-P). Capacity based on 100% of total volume x 30 lb/ft<sup>3</sup> average density of ice.

**W x D x H**  
**30" x 28" x 77"\***

\*including 6" legs  
 (or optional casters)

Shipping Dimensions  
 35<sup>3</sup>/<sub>4</sub>" x 35" x 83"

ADA Compliant

**KM|EDGE™**

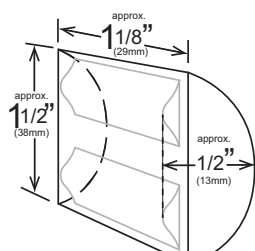
**DKM-500BAJ** ★  
 Air-Cooled

**DKM-500BWJ**  
 Water-Cooled



Condenser	Model	ICE PRODUCTION		WATER USAGE		ELECTRICAL						
		Air / Water Temp Lbs. per 24 hours 70°/50°F	90°/70°F	Potable Gal. per 100 lbs. 90°/70°F	Condenser Gal. per 100 lbs. 90°/70°F	kWh Used per 100 lbs. 90°/70°F	Min. Circuit/Max. Fuse Size	Amperage	Voltage	Heat Rejection BTU/hr.	Refrigerant Charge Amount	Net / Ship Weight (lbs.)
Air-Cooled	DKM-500BAJ	545	534	16.6	N/A	5.56	20A	13.5A	115V/60/1	9,100	1 lb. 12.2 oz.	385 / 300
Water-Cooled	DKM-500BWJ	540	500	18.0	103	4.79	20A	12A	115V/60/1	7,700	1 lb. 2 oz.	347 / 310

### KMEdge™ Cube Dimensions\*



\* approximate size in inches, image not to scale

### Operating Limits

- Ambient Temp Range 45 - 100°F
- Water Temp Range 45 - 90°F
- Water Pressure 10 - 113 PSIG
- Voltage Range 104 - 127V
- If GFCI is required, a GFCI breaker MUST be used in lieu of GFCI receptacle

### Service

- Allow at least 12" (30 cm) clearance on the left side and 6" (15 cm) clearance on the right side, rear and top.

### Plumbing

- Icemaker Water Supply Line: Min. 1/4" Nominal ID Copper Water Tubing or Equivalent
- Icemaker Drain Line: Min. 3/4" Nominal ID Hard Pipe or Equivalent
- Water-Cooled Model (Lines Must Be Independent of Icemaker)
- Condenser Water Supply Line: Min. 1/4" Nominal ID Copper Water Tubing or Equivalent
- Condenser Drain/Return Line: Min. 1/4" Nominal ID Hard Pipe (open drain system) or Copper Water Tubing (closed loop system) or Equivalent

### Water Filter

Please refer to water filter specification sheet for recommendations.

Hoshizaki reserves the right to change specifications without notice.



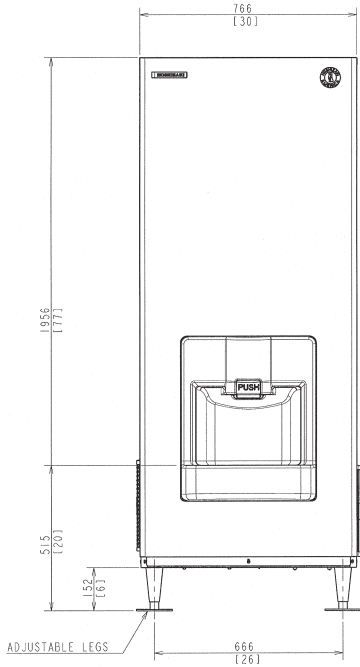
# DKM-500B\_J

CRESCENT CUBER ICE MACHINE AND DISPENSER  
SERENITY SERIES



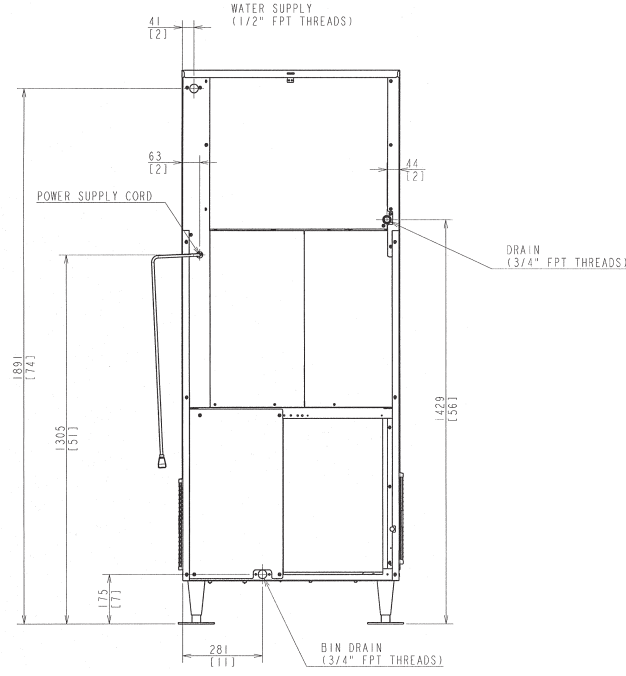
DKM-500B\_J  
07/02/24  
Item # 13157

## FRONT VIEW



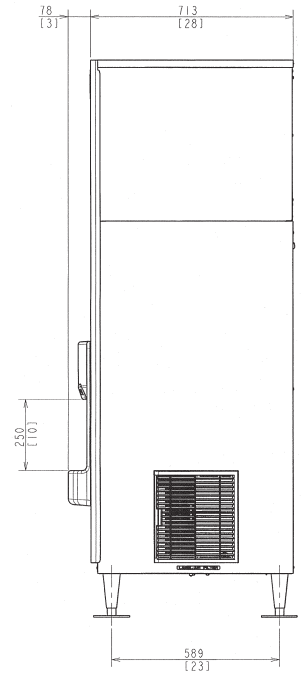
AIR-COOLED

## REAR VIEW



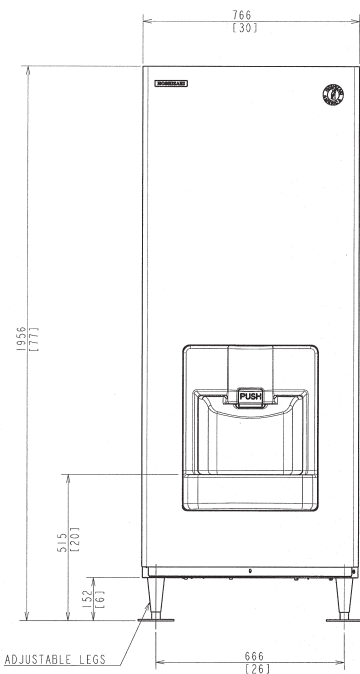
AIR-COOLED

## SIDE VIEW



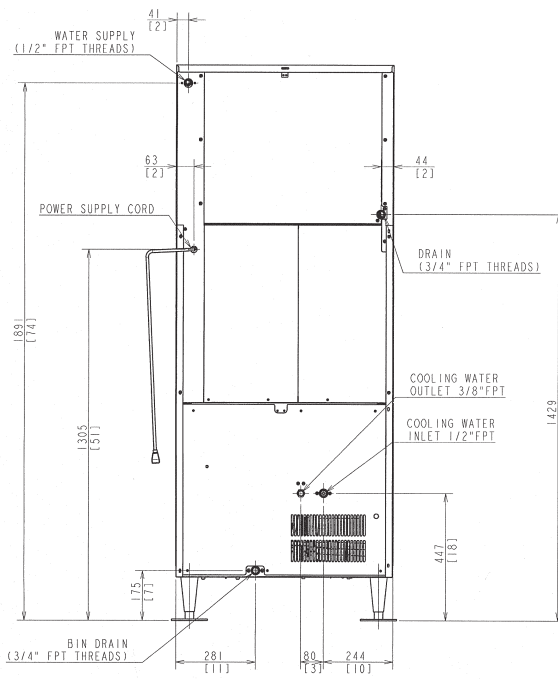
AIR-COOLED

## FRONT VIEW



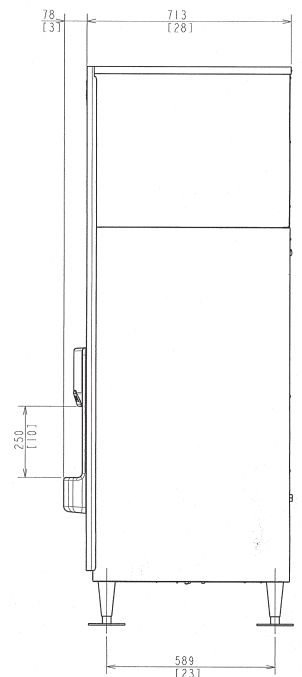
WATER-COOLED

## REAR VIEW



WATER-COOLED

## SIDE VIEW



WATER-COOLED