



WLF46B

Worktop 46" Side Mount
Freezer with One Door

STEELHEART™



WLF46B
11/18/24
Item # 13729

Item #: _____
Project: _____
Qty: _____
AIA#: _____

W x D x H
46 x 33.25" x 40.25"*
Work Height 36"*
*with 6" casters



Dimensions / Capacity

Interior Storage Capacity (CF) (AHAM)

Overall Width x Depth (including 1" bumper)

Height (including 6" casters)

Door Opening Width x Height

Depth with Door Open at 90° (including 1" bumper)

Adjustable Shelves

Shelf Dimensions (W x D)

Crated Weight

Crated Length x Width x Height

One-Section WLF46B

11.78 ft³

46" x 33.25"

40.25"

25.5" x 23"

60.5"

2

28.75" x 25.5"

278 lbs.

48.75" x 34.75" x 40"

Electrical / Refrigeration

Voltage

HACR Breaker

Electrical Connection (NEMA)

Voltage Range

Ambient Temp. Range

Control Setpoint Range

Recommended Setpoint

Amperage

Energy Consumption (kWh/day) @ASHRAE

Heat Rejection (BTU/Hr.) @NSF

Approx. Nominal Compress. BTU/HR (HP)

Refrigerant / Charge Amount (oz)

One-Section WLF46B

115/60/1

15.0 Amps

5-15P ⚡

104-126

45° to 100°F

-10° to 10°F

2°F

4

3.36

645

2431 (1/3+HP)

R290 (2.6 oz)

Options

- ☐ 2" Casters (HS-5037, set of 4)
- ☐ 4" Casters (HS-5035, set of 4)
- ☐ Foot pedal kit (HS-5555, Lft hinge)
- ☐ Foot pedal kit (HS-5556, Rt hinge)
- ☐ Pan slide rack (HS-5514)
- ☐ Overshelves (HS-5229 single)
- ☐ Overshelves (HS-5228 double)
- ☐ Addtl. Epoxy Shelves (HS-5152, 1pk)
- ☐ Addtl. Stainless Shelves (HS-5154, 1pk)



Valid in United States, Canada, Puerto Rico and U.S. Territories. *Please visit hoshizakiamerica.com/support/warranty/ for more information.

If GFCI is required, a GFCI breaker MUST be used in lieu of GFCI receptacle

Hoshizaki reserves the right to change specifications without notice.



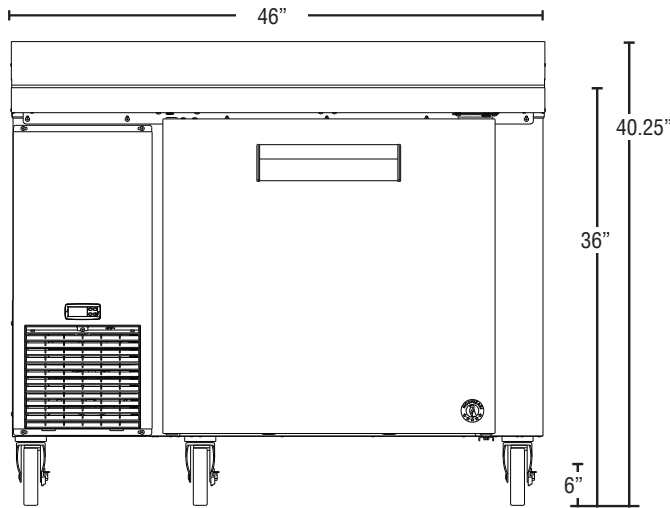
WLF46B

Worktop 46" Side Mount
Freezer with One Door

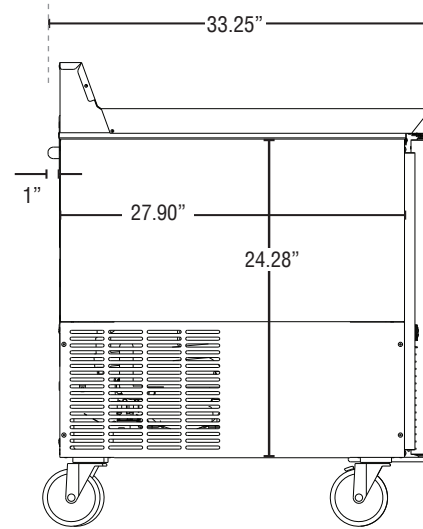


WLF46B
11/18/24
Item # 13729

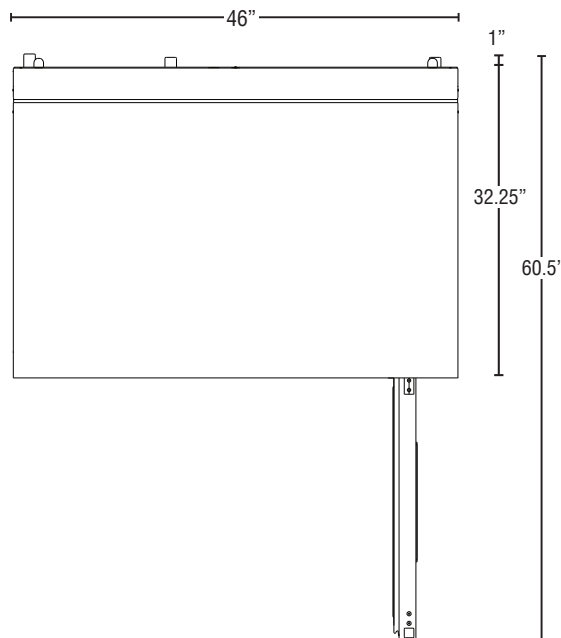
FRONT VIEW



SIDE VIEW



PLAN VIEW



Cabinet Construction

The exterior cabinet top, front, and sides, are constructed of high quality stainless steel. The exterior back and bottom are constructed of coated steel. The cabinet interior features stainless steel back, sides, top and floor. Two heavy duty epoxy coated shelves is standard. Mounted on anodized aluminum pilasters the shelves are adjustable in 1/2" increments. Cabinet walls are insulated with 2" CFC free, foamed in place polyurethane. 6" polyolefin, stem casters (three with brakes) are standard.

Door Construction

Doors are constructed of high grade stainless steel exterior with an ABS interior liner and are insulated with 2" CFC free, foamed in place polyurethane. Hoshizaki's exclusive "stepped" design protects the gasket while product is removed from the cabinet. Doors are provided with a one piece, extruded aluminum, flush mount handle. Spring assisted self-closing doors are equipped with a stay open feature past 90 degrees. Snap-in magnetic door gaskets are durable and easily removed for cleaning. Field reversible door hinging is standard.

Refrigeration System

The high efficiency refrigeration system is self-contained with an E-coated evaporator for extended life. Condensate removal is accomplished with an energy efficient non-electric evaporation system. A capillary tube controls the flow of environmentally friendly R290 refrigerant through the evaporator. Unit uses a heated, time initiated defrost to eliminate any ice on the evaporator coil. 115 volt units are equipped with a ten foot cord and plug (20.0 amps or less).