



# WR72B-D6

## Worktop 72" Refrigerator with Drawers



WR72B-D6  
08/03/23  
Item # 13646

### W x D x H

72" x 30" x 40"\*  
\*with 6" casters

Item #: \_\_\_\_\_

Project: \_\_\_\_\_

Qty: \_\_\_\_\_

AIA#: \_\_\_\_\_



## Features

- ▶ Engineered to maintain NSF-7 temperatures in 100°F ambient.
- ▶ Stainless steel exterior front, sides, and top with stainless steel interior sides, back, and floor
- ▶ Front breathing air flow design
  - Environmentally friendly R290 hydrocarbon refrigerant
  - Cabinet and drawers are insulated with 2" CFC free, foamed in place polyurethane
  - Drawer slides are constructed of 16 gauge stainless steel with acetal rollers
  - Drawer frames are formed of 16 gauge stainless steel and securely fastened in the cabinet
  - Top and bottom drawers will accommodate (1) 1/2 size pan & (1) 1/3 size pan. In addition, top drawer will also accommodate (1) 1/4 size pan and (1) 1/6 size pan. Alternate pan orientation (top drawers only) provides (1) full size pan positioned longways front to back and (3) 1/9 size pans.
  - Top and bottom drawers allow for 6" deep pans
  - Extruded aluminum flush mount drawer handle
  - Magnetic drawer gasket is easily removable for cleaning
  - Hot gas condensate removal
  - E-coated evaporator coil
  - Standard with 6" casters (two with brakes)
  - 10 ft. cord and plug



### Dimensions / Capacity

### Three-Section WR72B-D6

Interior Storage Capacity (CF) (AHAM)	18.27 ft <sup>3</sup>
Overall Width x Depth (including 1" bumper)	72" x 31"
Height (including 6" casters)	40"
Depth with Drawer Fully Open (including 1" bumper)	52"
Crated Weight	460 lbs.
Crated Length x Width x Height	73.75" x 32" x 40.5"

### Electrical / Refrigeration

### Three-Section WR72B-D6

Voltage	115/60/1
HACR Breaker	15.0 Amps
Electrical Connection (NEMA)	5-15P ⚡
Voltage Range	104-126
Ambient Temp. Range	45° to 100°F
Control Setpoint Range	32° to 52°F
Amperage	3
Energy Consumption (kWh/day) ASHRAE	1.12
Heat Rejection (BTU/Hr.) @NSF	360
Approx. Nominal Compres. BTU/HR (HP)	1354(1/5HP)
Refrigerant / Charge Amount (oz)	R290 (2.6 oz)

### Options

- 2.25" Casters
- 4" Casters
- Overshelves
- Stainless steel back
- Drawer divider bars



If GFCI is required, a GFCI breaker MUST be used in lieu of GFCI receptacle

Hoshizaki reserves the right to change specifications without notice.

Valid in United States, Canada, Puerto Rico and U.S. Territories. Contact factory for warranty in other countries.



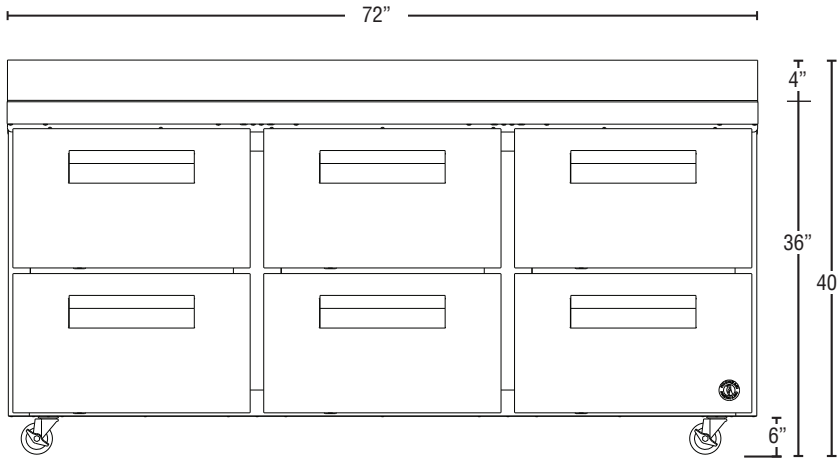
# WR72B-D6

## Worktop 72" Refrigerator with Drawers

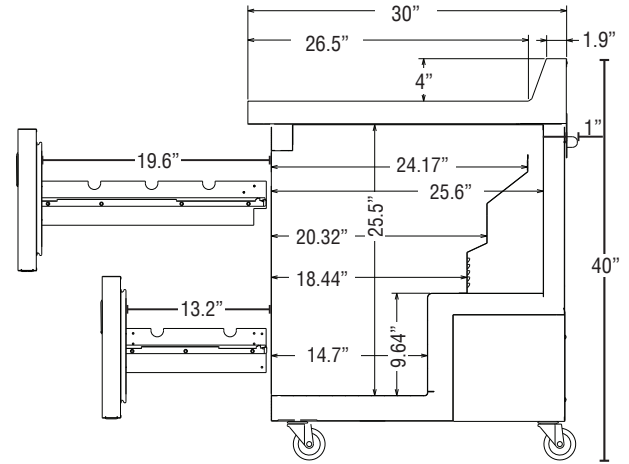


WR72B-D6  
08/03/23  
Item # 13646

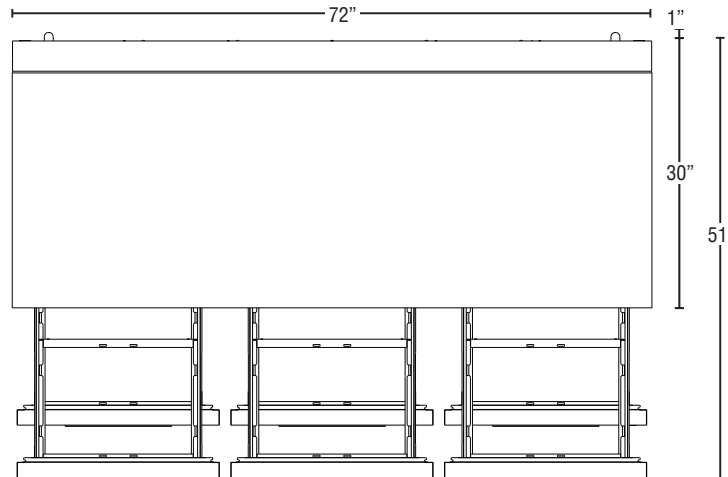
### FRONT VIEW



### SIDE VIEW



### PLAN VIEW



#### Cabinet Construction

The exterior cabinet top, front, and sides, are constructed of high quality stainless steel. The exterior back and bottom are constructed of coated steel. The cabinet interior features stainless steel back, sides, and floor with an ABS top. One heavy duty epoxy coated shelf per section is standard. Mounted on anodized aluminum pilasters the shelves are adjustable in 1/2" increments. Cabinet walls and doors are insulated with 2" of environmentally friendly, CFC free, foamed in place polyurethane. 6" polyolefin, stem casters (two with brakes) are standard.

#### Drawer Construction

Drawer fronts are constructed of high grade stainless steel inside and out and drawers are insulated with 2" free foamed in place polyurethane. The bottom drawers will accommodate 6" deep pans. Full size pans in the top drawer can be oriented longways from front to back. The top drawer will accommodate 4" deep pans with either orientation. The top drawer will also accommodate (1) 1/2 size pan & (1) 1/3 size pan 6" deep at the front of the drawer opening and provide capacity for (1) 1/4 size pan and (1) 1/6 size pan 4" deep in the rear of the drawer. HS-5432 is recommended for this configuration. Drawer frames are formed of 16 gauge stainless steel and securely fastened in the cabinet. The drawer slides are 16 gauge stainless steel with acetal rollers to prevent metal to metal contact between the drawer slides and reduce wear. The drawer slides have a dynamic load capacity of 175 lbs. and have been life tested (fully loaded) three hundred thousand openings and closings without showing significant wear. The flush mount handles are constructed of extruded aluminum. Snap-in magnetic drawer gaskets are durable and easily removed for cleaning.

#### Refrigeration System

The high efficiency refrigeration system is self-contained with an E-coated evaporator for extended life. Condensate removal is accomplished with an energy efficient non-electric evaporation system. A capillary tube controls the flow of environmentally friendly R290 refrigerant through the evaporator. Refrigeration system utilizes an "off cycle" defrost to eliminate any ice on the evaporator coil. 115 volt units are equipped with a ten foot cord and plug (20.0 amps or less).