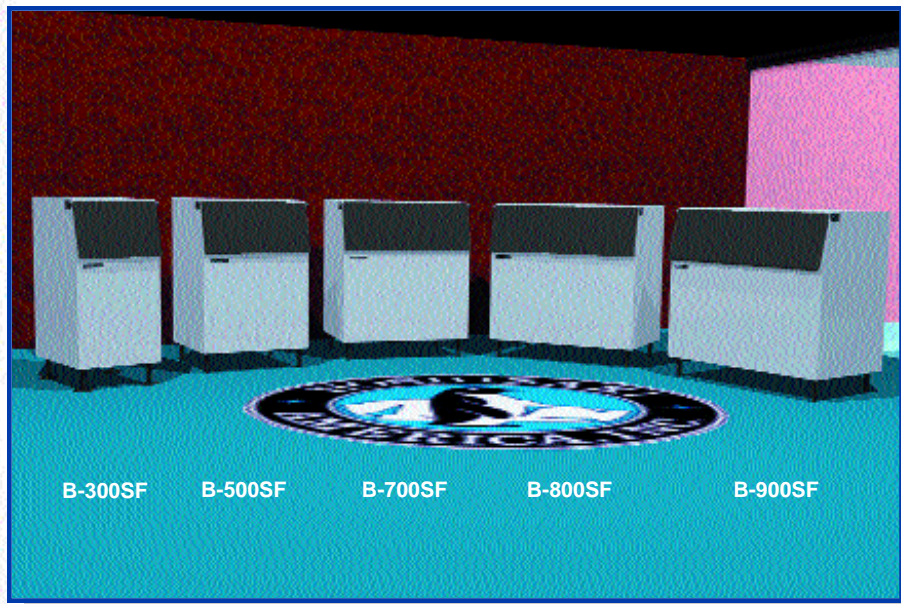


# HOSHIZAKI

SF Bin  
Item # 13024  
7/03

SF BIN SERIES



B-300SF

B-500SF

B-700SF

B-800SF

B-900SF

## B-300SF

260 Lbs. Storage

## B-500SF

360 Lbs. Storage

## B-700SF

550 Lbs. Storage

## B-800SF

600 Lbs. Storage

## B-900SF

660 Lbs. Storage

- Ice storage capacity from 300 lbs. up to 900 lbs.
- Stainless steel design for easy cleaning
- Long lasting attractive appearance
- Polyethylene bin liner for sanitary storage
- Sturdy construction for side by side or stacked icemaker installation
- Foamed-in-place polyurethane insulation, in all bin walls and bottom, provides dependable ice storage

ICE STORAGE BINS

© HOSHIZAKI AMERICA, INC.

618 Hwy. 74 S., Peachtree City, GA30269

TEL1-800-438-6087

FAX 1-800-345-1325



Reliability is a beautiful thing™

www.hoshizaki.com

# SF BIN SERIES

# DIMENSIONS (Inches) - CONNECTIONS

## ICE STORAGE BINS

- B-300SF (260 LBS. STORAGE)
- B-500SF (360 LBS. STORAGE)
- B-700SF (550 LBS. STORAGE)
- B-800SF (600 LBS. STORAGE)
- B-900SF (660 LBS. STORAGE)

■ Ice storage capacity from 300 lbs. up to 900 lbs.



### WARRANTY

**TWOYEAR** - Parts & Labor

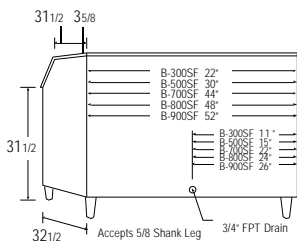
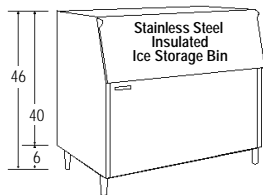
Warranty valid in United States, Canada, Puerto Rico, & U.S. Territories. Contact Factory for Warranty in other Countries.

### ICEMAKER MODEL APPLICATION

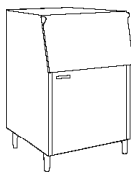
Model Number	Application Storage Capacity	ARI Rated Storage Capacity	Use with Icemaker Model	Shipping Weight
B-300SF	300 lbs.	260 lbs.	KM-280M, KM-500M, KM-630M, F-800M, F-1001M Series without Top Kit	135 lbs.
B-500SF	500 lbs.	360 lbs.	KM-280M, KM-500M, KM-630M, F-800M, F-1001M Series with Top Kit-8H, KML-250M, KML-350M, KML-450M, KML-600M, KM-900M, KM-1300M, KM-1600M, F-2000M Series without Top Kit	154 lbs.
B-700SF	700 lbs.	550 lbs.	KM-280M, KM-500M, KM-630M, F-800M, F-1001M Series with Top Kit-22H, (2)KM-280M, (2)KM-500M, (2)KM-630M, (2)F-800M, (2)F-1001M Series without Top Kit, KM-900M, KM-1300M, KM-1600M, F-2000 Series with Top Kit-14H	200 lbs.
B-800SF	800 lbs.	600 lbs.	KM-280M, KM-500M, KM-630M, F-800M, F-1001M Series with Top Kit-22H + Top Kit-4H, (2)KM-280M, (2)KM-500M, (2)KM-630M, (2)F-800M, (2)F-1001M Series without Top Kit, KM-900M, KM-1300M, KM-1600M, KM-1800S, F-2000 Series with Top Kit-14H	220 lbs.
B-900SF	900 lbs.	660 lbs.	KM-280M, KM-500M, KM-630M, F-800M, F-1001M Series with Top Kit-22H + Top Kit-8H, (2)KM-280M, (2)KM-500M, (2)KM-630M, (2)F-800M, (2)F-1001M Series with Top Kit-8H, KM-900M, KM-1300M, KM-1600M, F-2000M Series with Top Kit-22H, KM-1300S, KM-1600S, KM-1800S, KM-2000S, KM-2400S Series with Top Kit-4H	230 lbs.

### TOP KIT APPLICATION

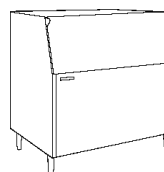
Bin	22" Width KM-280M KM-500M KM-630M F-450M F-800M F-1001M	30" Width KM-900M KM-1300M KM-1600M KML-250M, KML-350M KML-450M KML-600M F-2000M	44" Width 2 KM-250M 2 KM-500M 2 KM-630M 2 F-450M 2 F-1001M 2 F-800M	48" Width KM-1300S KM-1600S KM-1800S KM-2000S KM-2400S
22" Width - B-300SF	NO TOPKIT NEEDED			
30" Width - B-500SF	NEED TOPKIT - 8H	NO TOPKIT NEEDED		
44" Width - B-700SF	NEED TOPKIT - 22H	NEED TOPKIT - 14H	NO TOPKIT NEEDED	
48" Width - B-800SF	NEED TOPKIT - 22H & 4H	NEED TOPKIT - 14H & 4H	NEED TOPKIT - 4H	NO TOPKIT NEEDED
52" Width - B-900SF	NEED TOPKIT - 22H & 8H	NEED TOPKIT - 22H	NEED TOPKIT - 8H	NEED TOPKIT - 4H



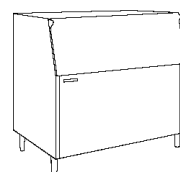
**B-300SF**  
22 x 32 1/2 x 46  
Wide Deep High



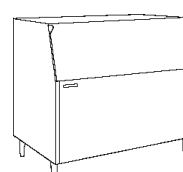
**B-500SF**  
30 x 32 1/2 x 46  
Wide Deep High



**B-700SF**  
44 x 32 1/2 x 46  
Wide Deep High



**B-800SF**  
48 x 32 1/2 x 46  
Wide Deep High



**B-900SF**  
52 x 32 1/2 x 46  
Wide Deep High

We reserve the right to change specifications without notice.

© **HOSHIZAKI AMERICA, INC.**

618 Hwy. 74 S., Peachtree City, GA30269

TEL1-800-438-6087

FAX 1-800-345-1325

www.hoshizaki.com



Rated in accordance with  
ARI Standard 820-95

Printed in U.S.A.