

JBC-PLUS

JCM CONTOUR UNITS PLUS SERIES UNITS

JBC-PLUS
Single Seating



JBC-PLUS
Double Seating



CONSTRUCTION FEATURES

Solid oak trim booth seatings with rugged one piece welded steel frame. Heavy-duty molded seats Choice of table top
Sold in complete seatings

STANDARD DIMENSIONS

Length: 23", 42", 44", 47", 59"
Width: Single-66", Double-128", Triple-167", Quad-226"
Top: 24" width by length to match booth seating length

INSIDE BACK OPTIONS

Two-roll upholstered back pad for added comfort

SEAT & FRAME OPTIONS

Add Outside Laminate
Custom Frame Color
6" Stretch Frame

WOOD OPTIONS

Oak Finish Color
Custom Wood Species

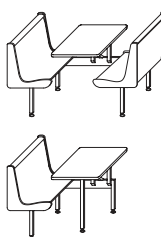
TABLE TOP OPTIONS

Laminate: Vinyl Edge, Wood Edge, T-Mold
DesignChoice™ Thermo-formed, GR1, GR2, GR3
Solid Wood: Beech, Ash, Oak, Maple
Custom Top Sizes

FRAME STYLES

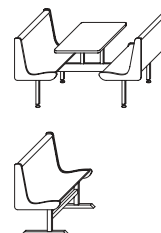
Wall

Handicap



Island

Bench




Stone Mountain, GA

Just Chairs and More! • 347.617.1317
JustChair.com • Info@JustChair.com

JBC

JustChair's steel frame contour seating is designed and built to last and is easier to assemble than competitive brands. Seat mounting hardware is pre-attached at the factory and the frames require no assembly, saving money by reducing installation time.



Heavy-duty one-piece 14 gauge welded steel frame requires No Assembly. Table support is welded to the frame. The table attaches to the support with (6) screws

Seat mounting hardware is pre-attached at the factory to make set up fast and easy. For each seat, simply match up the (4) holes in the frame with the seat hardware and thread in the low profile tamper proof bolts

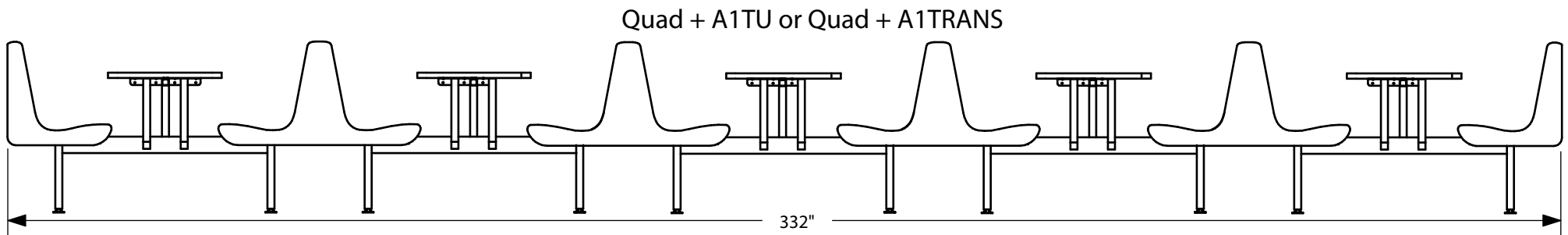
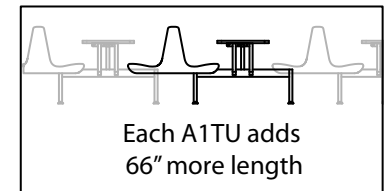
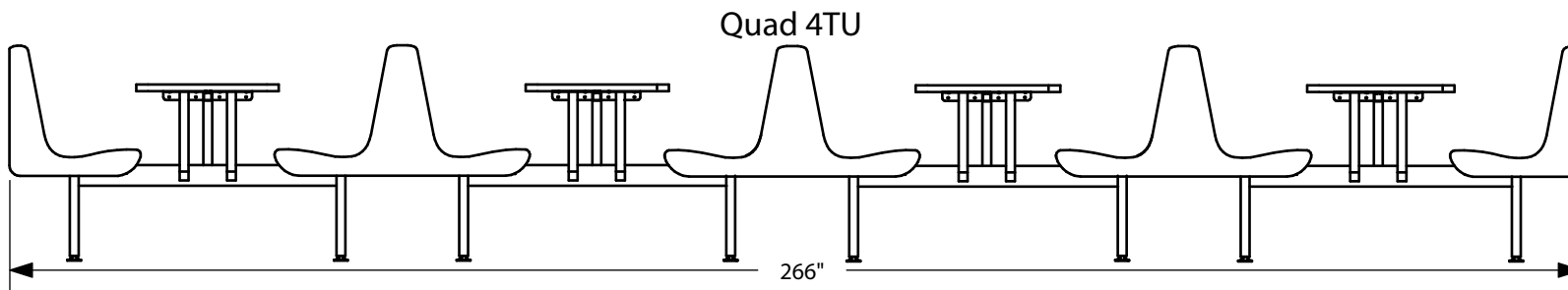
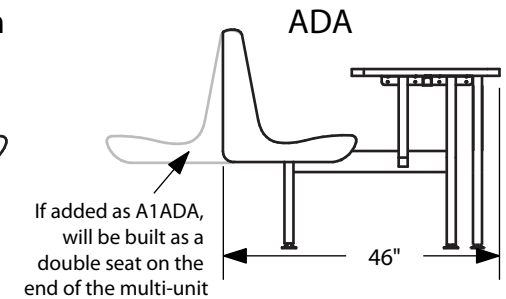
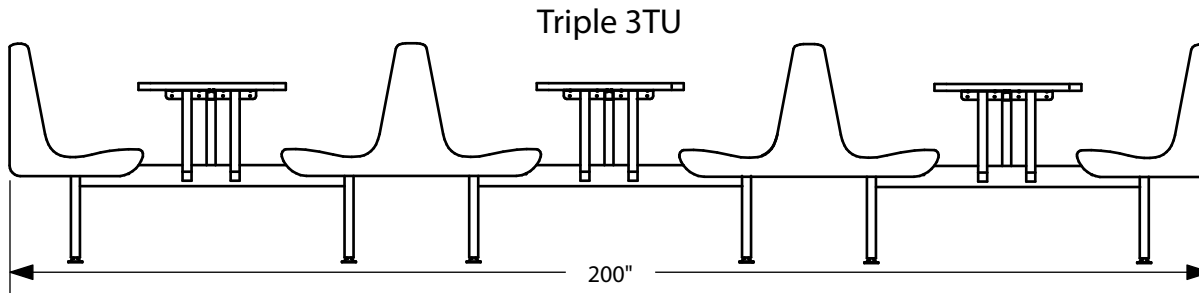
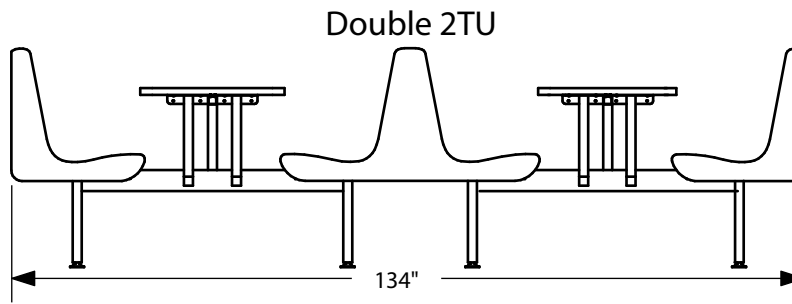
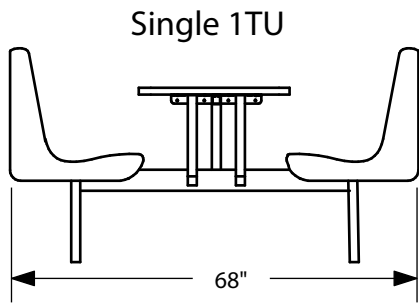
High impact polymer glides easily thread into the frame and will not cut the floor surface. The glides have an anchor hole if installation requires the booth be fixed to the floor



Stone Mountain, GA

Just Chairs and More! • 347.617.1317
JustChair.com • Info@JustChair.com

Contour-Plus Planning Guide



2022 Seating Planning Guide

Each "table unit includes top with frame and seating for guests on each side of the table.
Choose your Contour-Plus TU based on the total amount of floor space available as shown above.