

W301

UPHOLSTERED - FLARED INSET BACK

Upholstered inset back with padded seat, with heavy duty steel brackets. German beech, tongue & groove hardwood construction.

W30118



W30130



Rear View
of Back

SEAT

PS: 2-1/2" double-thick padded upholstered seat

FRAME

Full joinery, factory sealed construction
European beech wood, with tan, nail-in nylon glides

QUICK SHIP CONFIGURATION

Inset Back, Seat - Vinyl



Black

Seat - Wood



Black



Cherry



D. Mahogany



Natural



Walnut

Frame



Walnut



D. Mahogany






STANDARD OPTIONS

PS, FRL

CUSTOM OPTIONS

BTO finishes available, 50 pc. Minimum order quantity
See Planning & Options (page 105) for more information

DIMENSIONS AND WEIGHTS

					
Chair (18)	35"	18"	17"	17"	17 lbs
Barstool (30)	45"	30"	17"	17"	19 lbs



35

JustChairs and More! • 347.617.1317
JustChair.com • Info@JustChair.com