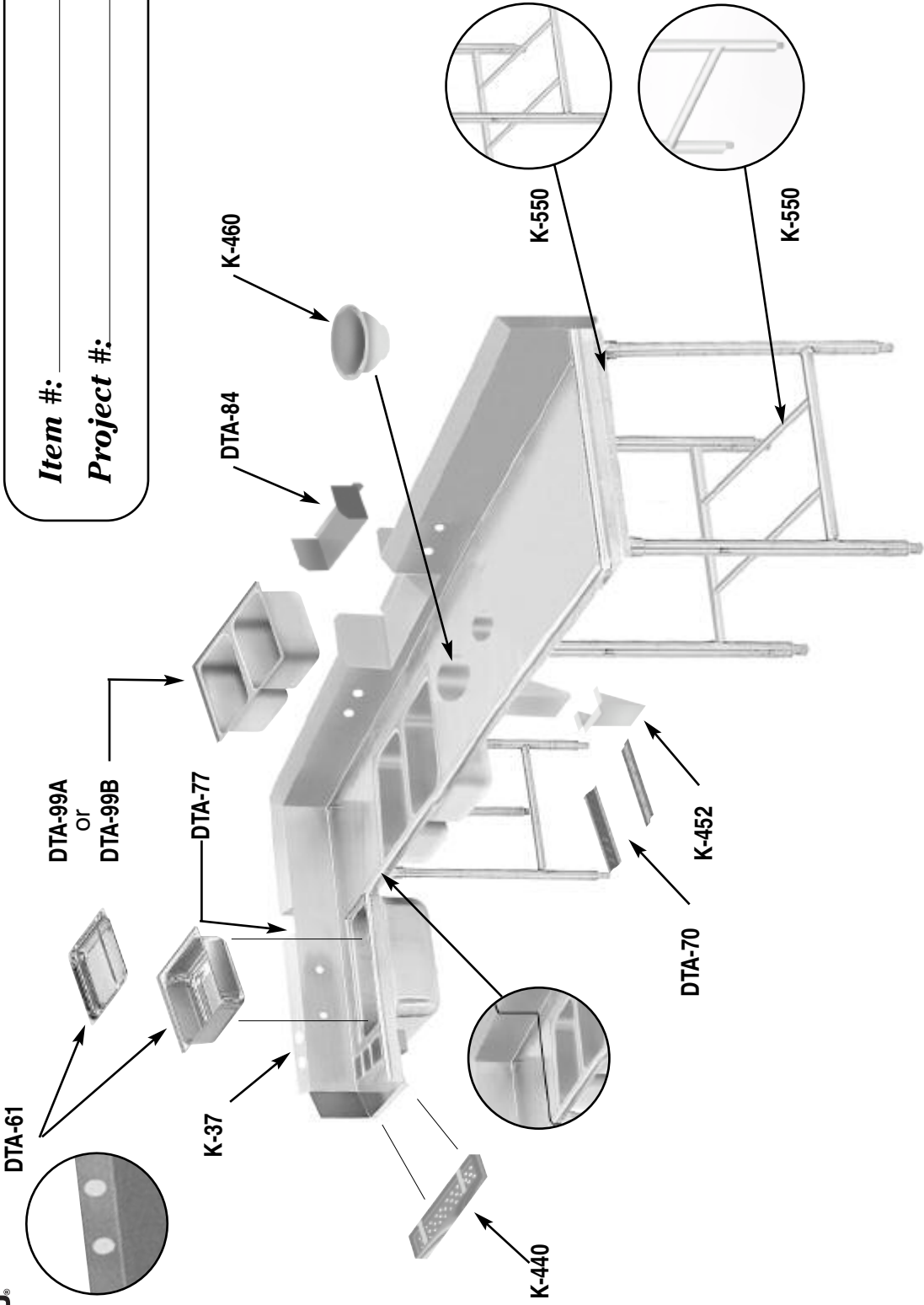


# SMART DISHTABLE MODIFICATIONS NSF



Item #: \_\_\_\_\_  
 Project #: \_\_\_\_\_



**Customer Service Available To Assist You 1-800-645-3166 8:30 am - 8:00 pm E.S.T.**  
 Email Orders To: [customer@advancetabco.com](mailto:customer@advancetabco.com). For Smart Fabrication™ Quotes, Email To: [smartfab@advancetabco.com](mailto:smartfab@advancetabco.com) or Fax To: 631-586-2933

<b>NEW YORK</b>	<b>GEORGIA</b>	<b>TEXAS</b>	<b>NEVADA</b>
Fax: (631) 242-6900	Fax: (770) 775-5625	Fax: (972) 932-4795	Fax: (775) 972-1578

# SMART DISHTABLE MODIFICATIONS & ACCESSORIES

## SMART MODIFICATIONS

<u>QTY.</u>		<u>QTY.</u>	
___ K-23	Welded Set-Up/Crated	___ DTA-46	Inside Mitered Corner
___ K-24	Shell Crating	___ DTA-55	Column Notch (Includes Splash)
___ K-37	Anti-siphon Vacuum Breaker Hole	___ DTA-56	Additional Length on 59" side of Korner or Straight Tables
___ K-57	Welded field Joint (Welded in field by others)	___ DTA-61	Deep Drawn Prerinse Sink Assembly - 20" x 20" x 8" Stainless Steel Sink Bowl Removable. Perforated Stainless Steel Basket with Slide Bar and includes Basket Type Drain. (Available as Upgrade on Standard and SuperSaver Soil Tables only)
___ K-77	Splash Cut-Out (Pipe Chase)	___ DTA-66	Provision for Dishlanding on Straight Soil Table (Min 4")
___ K-440	Waste Trough Installation welded into table and furnished with a 2" deep removable basket	___ DTA-70	Install Booster Heater Brackets (Brackets By Others)
___ K-452	Control Bracket 8 x 12	___ DTA-72	Provision for Side Loader
___ K-453	Control Bracket 14 x 16	___ DTA-75	Provision for Limit Switch (Limit Switch By Others)
___ K-454	Side Splash	___ DTA-76	Move Prerinse Sink To Conform To Dishmachine Requirements. Please Specify Machine When Placing order (\$30 Models No Charge)
___ K-456	Scrap Block installed (Includes Rubber Scrap Block)	___ DTA-77	Modify Machine Opening To 22" To Conform To Dishmachine Requirements. Please Specify Machine When Placing order
___ K-460	Disposal Cone welded into table and furnished with 6 x 9 Control Bracket & Faucet Holes (Supplied by others)	___ DTA-78	Notch in Backsplash Return To Clear Handle Please Specify Machine When Placing Order.
___ K-461	Disposal Collar welded into sink bowl and furnished with 6 x 9 control bracket (Supplied by others)	___ DTA-84	Simple Pass-Thru (Specify wall thickness - minimum length 36")
___ K-472	Special Faucet Hole location	___ DTA-99A	16" x 20" x 12" Deep Drawn Sink Bowls
___ K-495	Turn Down Backsplash	___ DTA-99B	20" x 20" x 12" Deep Drawn Sink Bowls
___ K-508	Special Size or Modification	___ DTA-99C	10" x 14" x 5" Dump Sink
___ DTA-40	Drain Hole (For sorting Table)		
___ DTA-45	Scrap Trough welded to dump sink. Maximum scrap trough length is 5 feet. (for 20" x 20" x 8" bowl Spec-line soil S30 series only) (Consult factory for trough lengths exceeding 5 feet.)		

## ACCESSORIES

<u>QTY.</u>		<u>QTY.</u>	
___ K-4	Lever Drain Bracket	___ DTA-53	SPEC-LINE Heavy Duty Prerinse Faucet
___ K-397	Wall Bracket (Requires K-495)	___ DTA-60	Prerinse Basket for Dishtables
___ K-455C	Stainless Steel Sink Cover 16"x20"	___ DTA-62	Prerinse Basket with Slide Bar for Deep Drawn Bowls (20"x20")
___ K-455E	Stainless Steel Sink Cover 20"x20"	___ DTA-63	Prerinse Slide Bar for Deep Drawn Bowls (20"x20")
___ K-475	S/S Leg with Stainless Steel Bullet Foot	___ DTA-65	Prerinse Slide Bar for Deep Drawn Bowls (16"x20")
___ K-478	Stainless Steel Bullet Foot	___ DTA-67	Stainless Steel Rear Cross-Bracing (Factory Installed Only)
___ K-488	Flanged S/S Bullet Foot	___ DTA-69	Prerinse Basket with Slide Bar (16"x20")
___ K-494	S/S Welded Leg Assembly with S/S Feet	___ DTA-81	S/S Welded Leg Assembly with S/S Feet
___ K-550	Stainless Steel Tubular Rack Storage		



ADVANCE TABCO is constantly engaged in a program of improving our products. Therefore, we reserve the right to change specifications without prior notice.

# ADDITIONAL DISHTABLE ACCESSORIES

For More Faucet Options & Faucet Specs,  
See Faucet Specifications in **Section G**


## Prerinse Basket with Welded Slide Bar

DTA-100 19-1/2" x 19-1/2"

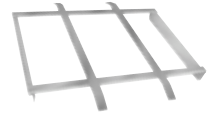



## Prerinse Slide Bar

DTA-60 19-1/2" x 19-1/2"



## Prerinse Baskets & Welded Slide Bars For Use with 3 Compartment Dishtables, Deep Drawn Bowls, DTA-99A & DTA-99B Modifications



**Prerinse Baskets**  
DTA-62 20" x 20"  
DTA-69 16" x 20"

**Prerinse Slide Bars**  
DTA-63 20" x 20"  
DTA-65 16" x 20"

K-117



**Add-A-Faucet**

12" Spout

**Welded Leg  
Assembly**

K-494

Stainless Steel Legs.  
Metal Bullet Feet.



## Splash Mounted Faucet EXTRA HEAVY DUTY

K-119  
8" O.C.

16" Spout



## Splash Mounted Faucet

K-101  
8" O.C.

8" Spout



## SPEC-LINE EXTRA HEAVY DUTY

### Prerinse Faucet

DTA-53  
8" O.C.

Wall  
Bracket  
Included

Splash  
Mtd.

Interchangeable with  
T&S Brand Faucets  
T&S Equivalent = B133-B



## Prerinse Faucet



K-116  
8" O.C.


Wall  
Bracket  
Included

Splash  
Mtd.



## Stainless Steel Sink Compartment Covers

K-455  
16" x 20" Cover  
or  
20" x 20"  
Specify Size

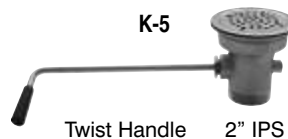


### Accessories Not Illustrated

DTA-64 Replacement Rubber Scrap Block  
DTA-75 Metal Bullet Feet.  
K-478 Stainless Steel Bullet Feet.

## Lever Operated Drain

K-5



## Lever Drain Support Bracket

K-4



See Section G for more Lever Drains  
and specifications

**INDIVIDUAL  
Stainless  
Steel Legs  
with  
Stainless Steel  
Adjustable  
Bullet Feet**

K-475

