



"WE MAKE THE KITCHEN BETTER!"

ATOSA USA, INC.

Toll Free: 855-855-0399 Email: info@atosausa.com

www.atosa.com | www.atosausa.com

California, Colorado, Florida, Georgia, Illinois,
New Jersey, Ohio, Texas, Washington

Top Mount Reach-In Freezers

Standard Features

- Top mount compressor with environmentally Friendly R290 refrigerant
- Stainless steel exterior & interior
- Electronic Temperature Controller
- Maintains temperatures between -8°F to 0°F
- LED interior light(s)
- Recessed door handle(s)
- Door lock(s) standard
- Magnetic door gasket(s) standard for positive door seal
- Pre-installed casters
- Three(3) pre-installed shelves per section
- Down duct refrigeration to ensure even distribution of air
- Wall bracket standard for MBF15RSGR & is required for use

Optional Accessories

- Extra shelves – includes 4 shelf clips per shelf
MBF15FSGR shelf part #: R060040000003
MBF8001GR shelf part #: W0402389
MBF8002GR shelf part #: W0402385
MBF8003GR shelf part #: W0402385 left/right shelf,
part #: W0402386 middle shelf

For the best results of food preservation we recommend setting your freezer between -8°F to 0°F

1. Don't forget to leave the unit some room to breathe!
2. Please clean the condenser frequently to give the unit more fresh air.



2 YEAR PARTS AND LABOR WARRANTY
5 YEAR COMPRESSOR PART WARRANTY

MODELS:

MBF15FSGR / MBF8001GR / MBF8002GR / MBF8003GR



MBF15FSGR



MBF8001GR



MBF8002GR



MBF8003GR



MBF8001GR
MBF8002GR





"WE MAKE THE KITCHEN BETTER!"

ATOSA USA, INC.

Toll Free: 855-855-0399 Email: info@atosausa.com

www.atosa.com | www.atosausa.com

California, Colorado, Florida, Georgia, Illinois,

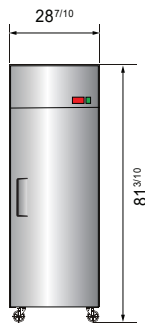
New Jersey, Ohio, Texas, Washington

SPECIFICATIONS

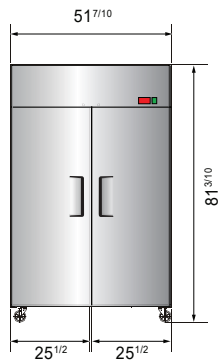
Models	Door	Capacity (Cu.Ft.)	Shelves	Casters (inch)	Rated Current (A)	Voltage (V/Hz/Ph)	HP	Refrigerant	Exterior Dimensions (inch)	Net Weight (lbs)	Gross Weight (lbs)
MBF15FSGR	1	13	3	4	6.3	115/60/1	1/2	R290	17 ^{7/10} ×37×81 ^{3/10}	198	277
MBF8001GR	1	21.4	3	4	6.3	115/60/1	1/2	R290	28 ^{7/10} ×31 ^{7/10} ×81 ^{3/10}	236	269
MBF8002GR	2	43.2	6	4	8.6	115/60/1	3/4	R290	51 ^{7/10} ×31 ^{7/10} ×81 ^{3/10}	353	403
MBF8003GR	3	64.9	9	4	6.2	208-230/115/60/1	1	R290	77 ^{4/5} ×31 ^{7/10} ×81 ^{3/10}	489	569

PLAN VIEW

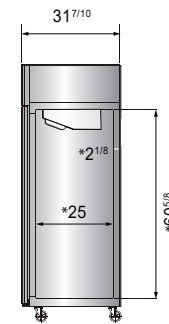
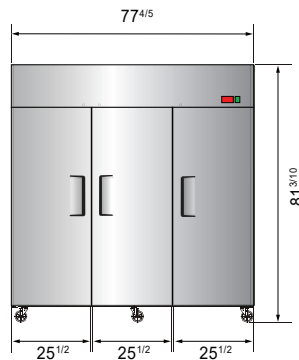
MBF8001GR



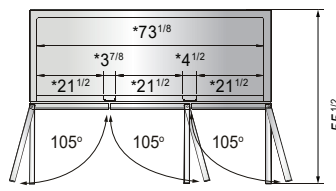
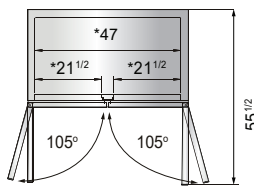
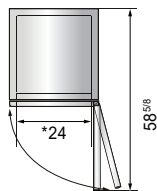
MBF8002GR



MBF8003GR

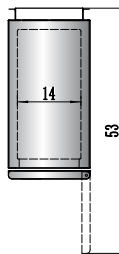
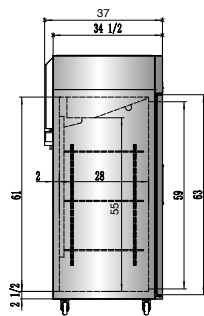



*Interior Dimensions



SELF-CLOSING AND STAY OPEN DOOR FEATURE

MBF15FSGR



Casters

Epoxy shelves

Door lock

Down duct

Temperature control

MBF8003GR

MBF8001GR
MBF8002GR

