



**"WE MAKE THE KITCHEN BETTER!"**

**ATOSA USA, INC.**

**Toll Free: 855-855-0399 Email: info@atosausa.com**

www.atosa.com | www.atosausa.com

California, Colorado, Florida, Georgia, Illinois,  
New Jersey, Ohio, Texas, Washington

# Top Mount Reach-In Refrigerators

## Standard Features

- Top mount compressor with environmentally Friendly R290 refrigerant
- Stainless steel exterior & interior
- Electronic Temperature Controller
- Maintains temperatures between -33°F to 40°F
- LED interior light(s)
- Recessed door handle(s)
- Door lock(s) standard
- Magnetic door gasket(s) standard for positive door seal
- Pre-installed casters
- Three(3) pre-installed shelves per section
- Down duct refrigeration to ensure even distribution of air
- Wall bracket standard for MBF15RSGR & is required for use

## Optional Accessories

- Extra shelves – includes 4 shelf clips per shelf  
MBF15RSGR shelf part #: R060040000003  
MBF8004GR shelf part #: W0402389  
MBF8005GR shelf part #: W0402385  
MBF8006GR shelf part #: W0402385 left/right shelf,  
part #: W0402386 middle shelf

For the best results of food preservation we recommend setting your refrigerator between 33°F to 38 °F

1. Don't forget to leave the unit some room to breathe!
2. Please clean the condenser frequently to give the unit more fresh air.

## MODELS:

MBF15RSGR / MBF8004GR / MBF8005GR / MBF8006GR



**MBF15RSGR**



**MBF8004GR**



**MBF8005GR**



**MBF8006GR**



2 YEAR PARTS AND LABOR WARRANTY  
5 YEAR COMPRESSOR PART WARRANTY





**"WE MAKE THE KITCHEN BETTER!"**

**ATOSA USA, INC.**

**Toll Free: 855-855-0399 Email: info@atosausa.com**

www.atosa.com | www.atosausa.com

California, Colorado, Florida, Georgia, Illinois,

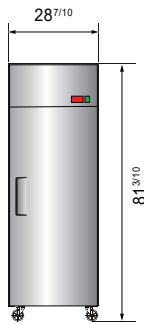
New Jersey, Ohio, Texas, Washington

## SPECIFICATIONS

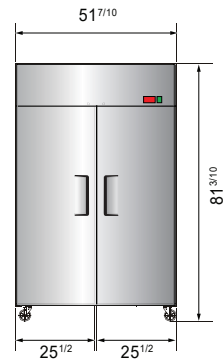
Models	Door	Capacity (Cu.Ft.)	Shelves	Casters (inch)	Rated Current (A)	Voltage (V/Hz/Ph)	HP	Refrigerant	Exterior Dimensions (inch)	Net Weight (lbs)	Gross Weight (lbs)
MBF15RSGR	1	13	3	4	2.1	115/60/1	1/7	R290	17 <sup>7/10</sup> ×37×81 <sup>3/10</sup>	192	270
MBF8004GR	1	21.4	3	4	2.1	115/60/1	1/7	R290	28 <sup>7/10</sup> ×31 <sup>7/10</sup> ×81 <sup>3/10</sup>	220	254
MBF8005GR	2	43.2	6	4	3.2	115/60/1	1/5	R290	51 <sup>7/10</sup> ×31 <sup>7/10</sup> ×81 <sup>3/10</sup>	340	390
MBF8006GR	3	64.9	9	4	4.2	115/60/1	1/4	R290	77 <sup>4/5</sup> ×31 <sup>7/10</sup> ×81 <sup>3/10</sup>	472	551

## PLAN VIEW

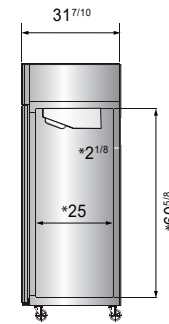
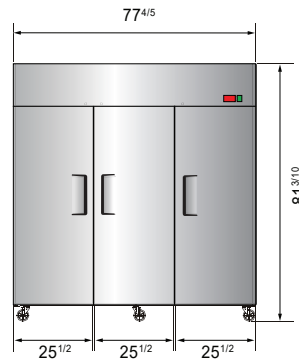
**MBF8004GR**



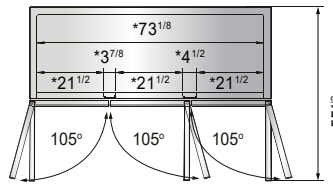
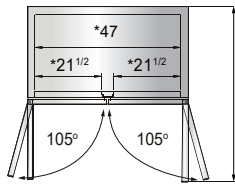
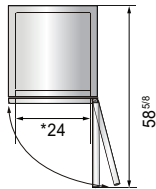
**MBF8005GR**



**MBF8006GR**

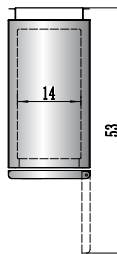
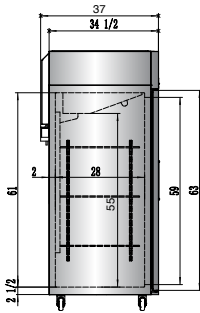



\*Interior Dimensions



SELF-CLOSING AND STAY OPEN DOOR FEATURE

**MBF15RSGR**



Casters

Epoxy shelves


Door lock

Down duct

Temperature control



**NEMA 5-15P**



NEMA 15A/125V