



MBSP48-12



MBSP SERIES

Sandwich/Salad Prep Units

MODELS

- MBSP27-8 MBSP36-10 MBSP48-12
 MBSP60-16 MBSP72-18



Drop-in section:

- Fans force cold air into this enclosed area keeping stored food items consistently cold
- A stainless steel divider prevents food spillage into the storage area beneath
- Accommodates 6" deep pans (4" standard)

FEATURES

CONSTRUCTION

- Curved corner design creates a stylish appearance and reduces chances of injury in slip-and-fall accidents
- Stainless steel interior and exterior
- Foamed-in-place with low ODP polyurethane insulation
- Standard 9 1/2" deep reversible cutting board
- Insulated top lid
- Wall thickness: 1.77"
- 6" diameter casters
- Adjustable heavy-duty vinyl-coated shelves
- 1/6 size pans included (two 1/9 size pans and six 1/6 pans included in MBSP27-8)

DOORS

- Self-closing
- Standard door swing configuration:

- 1-door models hinged right
- 2-door models.....left hinged left, right hinged right
- 3-door models.....left hinged left, middle hinged left, right hinged right

Door width:

- MBSP27-8..... 27 1/4"
- MBSP36-10..... 18"
- MBSP48-12..... 23 7/8"
- MBSP60-16..... 30"
- MBSP72-18..... 23 7/8"

REFRIGERATION

- Self-contained forced air refrigeration system
- Coated evaporator coil
- Refrigerant: R-134a
- Temperature range: 32° to 40°F (0° to 4°C)

WARRANTY

- **Standard limited three year parts and labor**
- **Additional two year coverage on compressor part**

OPTIONS

- Single or double overshef



- Refrigerated drawers (excluding MBSP36-10)



BID SPECIFICATIONS

Item no. MBSP_____. Provide _____ Sandwich/Salad Prep Unit(s), Master-Bilt model no. MBSP_____.

Prep unit will feature rounded corner construction with stainless steel interior

and exterior.

The refrigeration system will be bottom mounted and self-contained. Refrigerant will be R-134a. The temperature range will be 32° to 40°F (0° to 4° C).

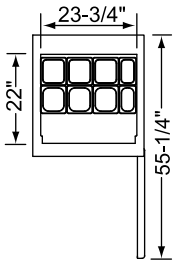
Prep unit to have standard limited three year parts and labor with additional two year coverage on compressor part.

Prep unit to be UL, C-UL and ETL Sanitation listed.

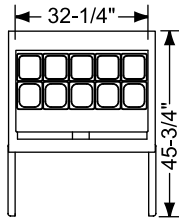
TECHNICAL SPECIFICATIONS

| MODEL | DIMENSIONS (in.) | | | DIMENSIONS (mm) | | | VOLTS | AMPS | UNIT H.P. | NO. OF DOORS | NO. OF SHELVES | NO. OF PANS | CAP. CU. FT. | SHIP CU. FT. | SHIP WT. (LB/KG) |
|-----------|--------------------------------|----|--------------------------------|-----------------|-----|------|-------|------|-----------|--------------|----------------|------------------|--------------|--------------|------------------|
| | L | D | H* | L | D | H* | | | | | | | | | |
| MBSP27-8 | 27 ¹ / ₂ | 30 | 42 ¹ / ₂ | 699 | 762 | 1080 | 115 | 3.2 | 1/5 | 1 | 1 | (6) 1/6, (2) 1/9 | 6.8 | 24.9 | 212/96 |
| MBSP36-10 | 36 ³ / ₈ | 30 | 42 ¹ / ₂ | 924 | 762 | 1080 | 115 | 3.6 | 1/5 | 2 | 2 | (10) 1/6 | 9.4 | 31.4 | 268/122 |
| MBSP48-12 | 48 ¹ / ₄ | 30 | 42 ¹ / ₂ | 1226 | 762 | 1080 | 115 | 7.9 | 3/8 | 2 | 2 | (12) 1/6 | 12.7 | 42.5 | 304/138 |
| MBSP60-16 | 60 ³ / ₈ | 30 | 42 ¹ / ₂ | 1534 | 762 | 1080 | 115 | 7.9 | 3/8 | 2 | 2 | (16) 1/6 | 16.0 | 52.4 | 344/156 |
| MBSP72-18 | 72 ³ / ₈ | 30 | 42 ¹ / ₂ | 1838 | 762 | 1080 | 115 | 9.9 | 3/8 | 3 | 3 | (18) 1/6 | 19.6 | 61.8 | 384/175 |

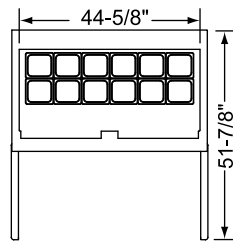
*Height includes casters.



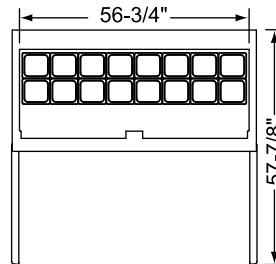
MBSP27-8
PLAN VIEW



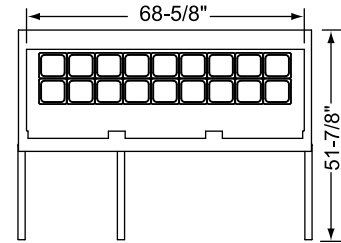
MBSP36-10
PLAN VIEW



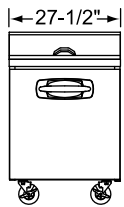
MBSP48-12
PLAN VIEW




MBSP60-16
PLAN VIEW



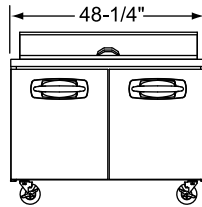
MBSP72-18
PLAN VIEW



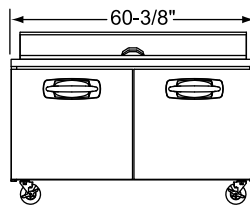
MBSP27-8
ELEVATION VIEW



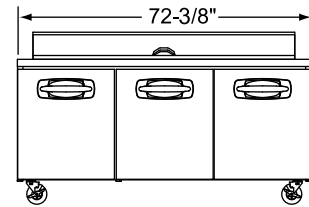
MBSP36-10
ELEVATION VIEW



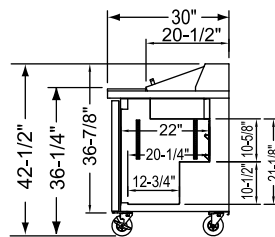
MBSP48-12
ELEVATION VIEW



MBSP60-16
ELEVATION VIEW



MBSP72-18
ELEVATION VIEW



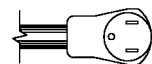
ALL MODELS
SIDE VIEW

LISTINGS



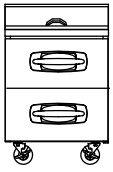
HOOKUP

All models via plug in, 9 foot long flexible three wire 14/3 cord with molded plug.

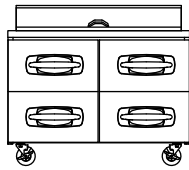


NEMA 5-15P

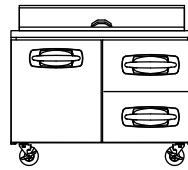
OPTIONAL REFRIGERATED DRAWER CONFIGURATIONS (Not available on MBSP36-10 model)



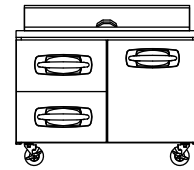
MBSP27-8-001



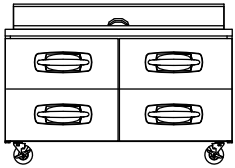
MBSP48-12-001



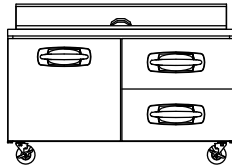
MBSP48-12-002



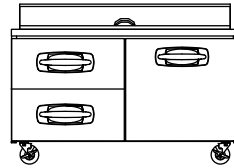
MBSP48-12-003



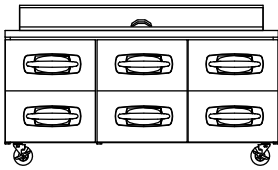
MBSP60-16-001



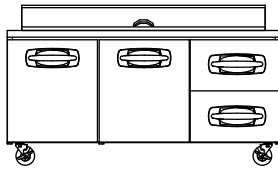
MBSP60-16-002



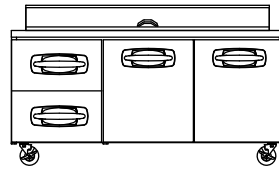
MBSP60-16-003



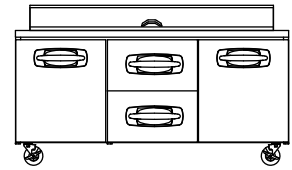
MBSP72-18-001



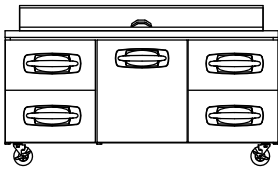
MBSP72-18-002



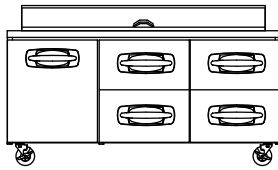
MBSP72-18-003



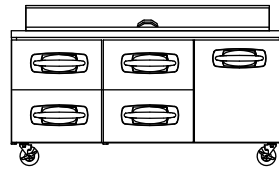
MBSP72-18-004



MBSP72-18-005



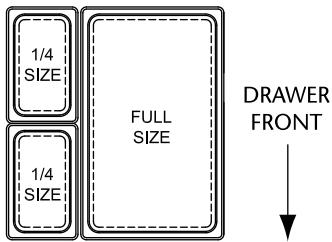
MBSP72-18-006



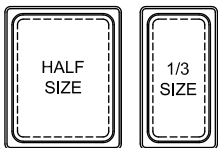
MBSP72-18-007

PAN CONFIGURATIONS FOR REFRIGERATED DRAWERS (Not available on MBSP36-10 model)

MBSP27, MBSMP27 & MBUR27

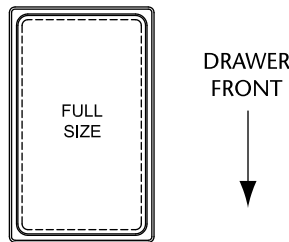


TOP DRAWER

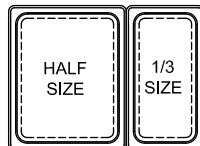


BOTTOM DRAWER

MBSP48, MBSMP48, MBUR48 & MBSP72, MBSMP72, MBUR72

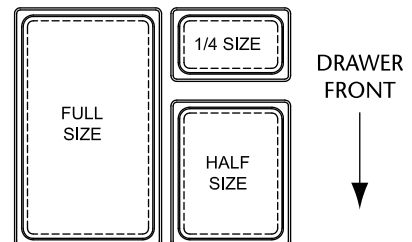


TOP DRAWER

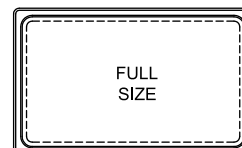


BOTTOM DRAWER

MBSP60, MBSMP60 & MBUR60



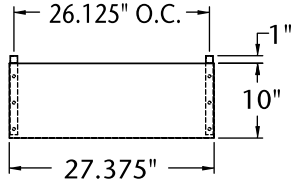
TOP DRAWER



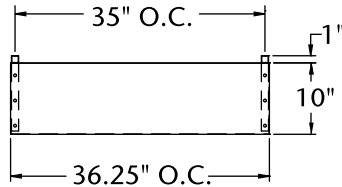
BOTTOM DRAWER

*U.S. size pans, pans provided by others. Drawers accept up to 6-inch deep pans.

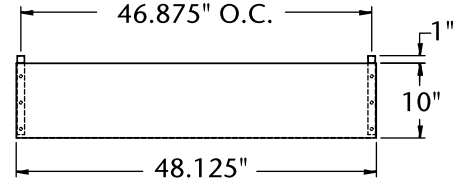
OPTIONAL OVERSHELF SPECIFICATIONS



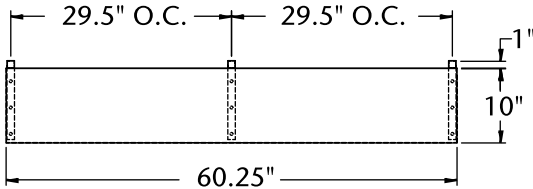
PLAN VIEW
MBSP27, MBSMP27,
MBUR/MBUF27



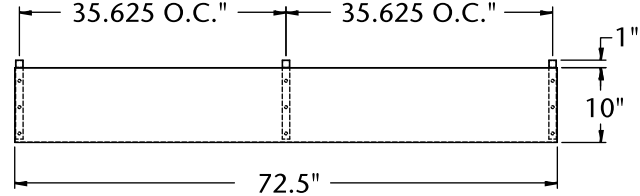
PLAN VIEW
MBSP36, MBSMP36,
MBUR36



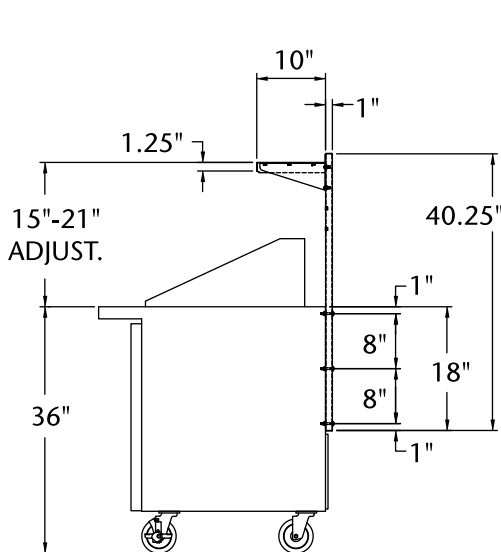
PLAN VIEW
MBSP48, MBSMP48,
MBUR/MBUF48



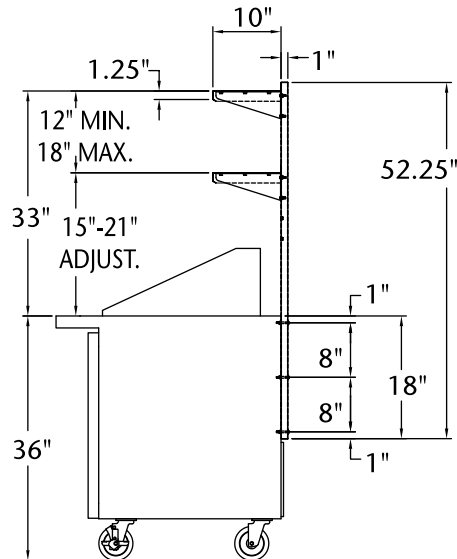
PLAN VIEW
MBSP60, MBSMP60, MBUR/MBUF60



PLAN VIEW
MBSP72, MBSMP72, MBUR72



SINGLE SHELF SIDE VIEW



DOUBLE SHELF SIDE VIEW

NOTE: Cabinet designed for optimum performance in air-conditioned area at 75°F ambient and 55% relative humidity.
All specifications subject to change without notice.