



# BEVERAGE-AIR

Project: _____	AIA#
Item: _____	
Location: _____	SIS#
Approved: _____	

MT12™ MERCHANDISER: HINGED DOOR MODEL

## MARKETEER™ MERCHANDISERS

MT12 White Hinged Door Model  
Hydrocarbon Series



**3 Year Parts / Labor Warranty**  
**Additional 4 Year Compressor Warranty**

### CABINET CONSTRUCTION

- Standard cabinet exterior finish is heavy duty steel with a white baked on durable coating
- Heavy duty interior construction includes white coated steel
- Mechanical temperature control
- Modern one piece grille
- Double pane lowE argon filled glass door feature outside pane that is tempered for added safety
- Door lock standard
- Self-closing hinged glass door features, pocket door handle
- LED lighting
- Four (4) epoxy coated shelves
- Leveling feet

### OPTIONS & ACCESSORIES

- Extra shelves and clips
- 3" Casters
- Visislide shelving kit

### REFRIGERATION SYSTEM

- Uses environmentally friendly, energy efficient R290 refrigerant, and meets all regulatory requirements for CARB, SNAP, DOE & more
- Condenser is designed to be low maintenance, and energy efficient
- Automatic, non-electric defrost
- Epoxy coated evaporator coil



Please verify qualifying units by visiting:  
[www.energystar.gov/cfs](http://www.energystar.gov/cfs)

3779 Champion Blvd., Winston-Salem, NC 27105  
1-888-845-9800 Fax: 1-336-245-6453  
Beverage-Air.com Sales@bevair.com

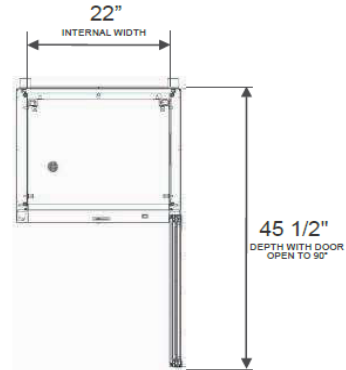


# BEVERAGE-AIR

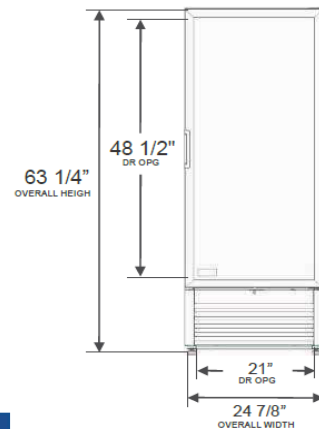
MODEL	MT12-1W
<b>EXTERNAL DIMENSIONAL DATA</b>	
Width Overall	24 7/8"
Depth Overall	22 9/16"
Height Overall	63 1/4"
Number of Doors	1
Depth with Door Open 90°	45 1/2"
Clear Door Opening (in)	21" X 48 1/2"
<b>INTERNAL DIMENSIONAL DATA</b>	
NET Capacity (cubic ft.)	11.50
Capacity 20 oz	168
Internal Width Overall (in)	22"
Internal Depth Overall (in)	16 1/2"
Internal Height Overall (in)	49 7/8"
Internal Height Useable (in)	43 3/4"
Number of Shelves	4
<b>ELECTRICAL DATA</b>	
Full Load Amperes 115/60/1	4.1
<b>REFRIGERATION DATA</b>	
Horsepower	1/6
Energy Consumption	2.390 kWh/day
<b>WEIGHT DATA</b>	
Gross Weight	232 lbs
Height - Crated	70"
Width - Crated	37"
Depth - Crated	28"

## Glass Hinged Door Model Model: MT12-1W

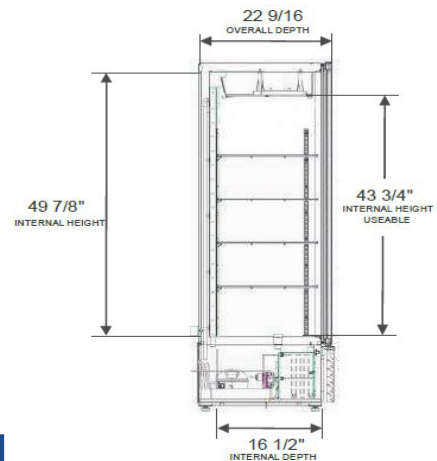
### Model Views



### PLAN VIEW



### ELEVATION VIEW



### SIDE VIEW

### ELECTRICAL CONNECTION



115/60/1  
NEMA 5-15P

Unit pre-wired at factory and include 8' long cord and plug set.



3779 Champion Blvd., Winston-Salem, NC 27105 1-888-845-9800 Fax: 1-336-245-6453 Beverage-Air.com Sales@bevair.com

an Ali Group Company



The Spirit of Excellence