



# BEVERAGE-AIR

Project: _____	AIA#
Item: _____	
Location: _____	SIS#
Approved: _____	

**MT34™ MERCHANDISER: HINGED DOOR MODEL**

## MARKETEER™ MERCHANDISERS

MT34 White Hinged Door Model  
Hydrocarbon Series

MODEL:  
MT34-1W



**3 Year Parts / Labor Warranty**  
**Additional 4 Year Compressor Warranty**

### CABINET CONSTRUCTION

- Standard cabinet exterior finish is heavy duty steel with a white baked on durable coating
- Heavy duty interior construction includes white coated steel
- Mechanical temperature control
- Modern one piece grille
- Double pane lowE argon filled glass doors feature outside pane that is tempered for added safety
- Door locks standard
- Self-closing hinged glass doors features, pocket door handles
- LED lighting
- Ten (10) epoxy coated shelves
- Leveling feet

### OPTIONS & ACCESSORIES

- Extra shelves and clips
- 3" Casters
- Visislide shelving kit

### REFRIGERATION SYSTEM

- Uses environmentally friendly, energy efficient R290 refrigerant, and meets all regulatory requirements for CARB, SNAP, DOE & more
- Condenser is designed to be low maintenance, and energy efficient
- Automatic, non-electric defrost
- Epoxy coated evaporator coil



Please verify qualifying units by visiting:  
[www.energystar.gov/cfs](http://www.energystar.gov/cfs)

3779 Champion Blvd., Winston-Salem, NC 27105  
1-888-845-9800 Fax: 1-336-245-6453  
Beverage-Air.com Sales@bevair.com

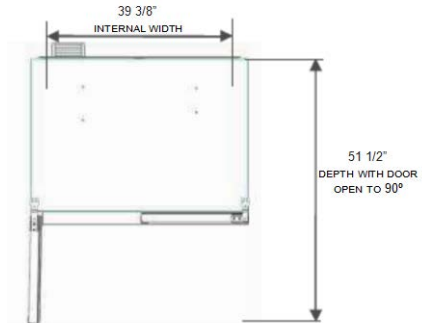


# BEVERAGE-AIR.

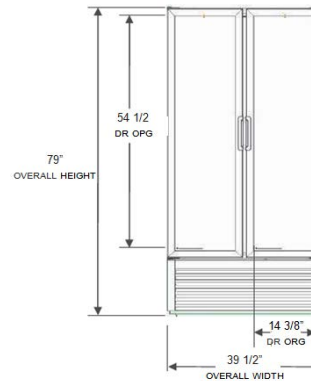
MODEL	MT34-1W
<b>EXTERNAL DIMENSIONAL DATA</b>	
Width Overall	39 1/2"
Depth Overall	27 1/2"
Height Overall	79"
Number of Doors	2
Depth with Door Open 90°	51 1/2"
Clear Door Opening (in)	14 3/8" x 54 1/2"
<b>INTERNAL DIMENSIONAL DATA</b>	
NET Capacity (cubic ft.)	26.12
Capacity 20 oz	300
Internal Width Overall (in)	39 3/8"
Internal Depth Overall (in)	21 5/8"
Internal Height Overall (in)	60 5/8"
Internal Height Useable (in)	55"
Number of Shelves	10
<b>ELECTRICAL DATA</b>	
Full Load Amperes 115/60/1	7.6
<b>REFRIGERATION DATA</b>	
Horsepower	1/2
Energy Consumption	6.174 kWh/day
<b>WEIGHT DATA</b>	
Gross Weight	356 lbs
Height - Crated	84"
Width - Crated	42"
Depth - Crated	30"

## Glass Hinged Door Model Model: MT34-1W

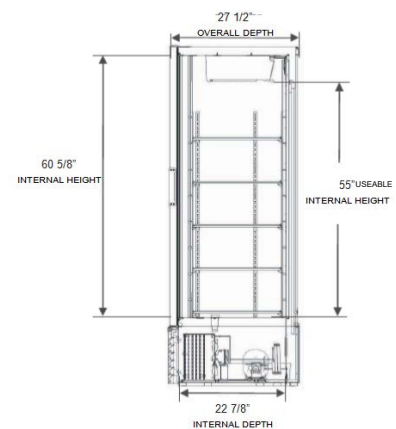
### Model Views



### PLAN VIEW



### ELEVATION VIEW



### SIDE VIEW

### ELECTRICAL CONNECTION



115/60/1  
NEMA 5-15P

Unit pre-wired at factory and include 8' long cord and plug set.



3779 Champion Blvd., Winston-Salem, NC 27105 1-888-845-9800 Fax: 1-336-245-6453 Beverage-Air.com Sales@bevair.com

an Ali Group Company



The Spirit of Excellence