

Specifications

Description

Adcraft's gear driven 20 qt. commercial planetary mixer is perfect for any small bakery, restaurant, deli and more. It's heavy duty construction and powerful 1.5 HP motor will easily handle any type of mixing task needed with ease. Three fixed speeds and its direct drive 100% gear driven transmission allow the mixer to maintain a consistent mixing speed no matter how much product is in the mixing bowl. Comes complete with a stainless steel mixing bowl, wire whisk, dough hook and flat beater attachments. The mixer also has a #12 hub for meat grinding attachments. 120V, 1100W, 1.5 HP. 5' long power cord with a NEMA 5-15 plug. This unit is CE Certified and backed by Adcraft's 1 year replace or repair warranty.

Construction

- Heavy duty construction
- Stainless steel wire safety guard around bowl
- Stainless steel bowl clamps hold mixing bowl securely in place during operation
- Rubber inserts on feet for stability

Operation

- Powerful 1.5 HP motor
- Direct drive 100% gear driven transmission for consistent mixing speed
- Three fixed mixing speeds with easy shift
- Push button On/Off switch
- 60 minute timer with manual setting for continuous mixing

Electrical

- 120V, 1100W, 9 Amps, 1.5 HP
- 5' power cord with NEMA 5-15 plug
- Single phase electrical rating

Attachments

- Includes wire whisk (PM-20/W), dough hook (PM-20/H) and flat beater (PM-20/B)
- Stainless steel mixing bowl
- Features a #12 hub for meat grinding attachments


Certifications/Approvals



Planetary Mixer 20 Qt.

Models:

- PM-20

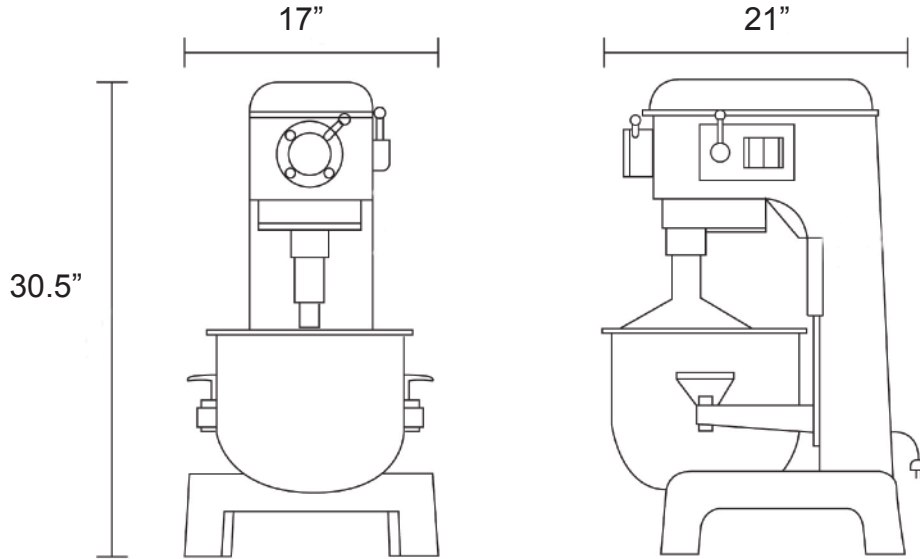


Warranty: This product is protected by Admiral Craft Equipment Corporation's 1 year limited warranty. Should your product fail under normal use it will be repaired or replaced up to one year from date of purchase.




Planetary Mixer 20 Qt. - PM-20

Plan View



Specifications

Item Number	Description	Volts	Wattage	Amps	Horsepower	NEMA Plug
PM-20	Planetary Mixer 20 Qt.	120V	1100W	9	1.5 HP	5-15P 

Item Number	Item Dimensions	Speeds	RPM's	Hub Attachment	Timer
PM-20	17W" x 21D" x 30.5H"	Three	104/187/365	#12	0-60 minutes

Shipping Info

Item Number	Box Dimensions	Gross Weight	Net Weight
PM-20	25"W x 22"D x 35"H	245 lbs	200 lbs

For more information about this or any of our other products go to www.admiralcraft.com. This item is listed on AutoQuotes. For full explanation of warranty coverage on this product please refer to warranty page located in the owner's manual and warranty section at www.admiralcraft.com. Specifications subject to change without notice. Please confirm at time of order.

©2015 Admiral Craft Equipment Corp.