

REFRIGERATOR MANUFACTURER
Turbo air
 more durable, efficient, beautiful

4184 E. Conant St.
 Long Beach, CA 90808
 Tel. 310-900-1000
 Fax. 310-900-1077
www.turboairinc.com

Project :	
Model # :	
Item # :	Qty :
Available W/H :	
Approval :	

Glass Door Heated Cabinet

Reach-In
PRO Series

Model : PRO-26H-G

≡ FEATURES & BENEFITS ≡

- **Digital temperature control & monitor system**

 - Keep food products safe by maintaining constant temperatures.
 - Alarm beeps when doors are not sealed.
 - Early warning alarm program detects issues before malfunction occurs.
 - Digital display allows for easy monitoring.
 - Sensitive touch display.
- **Ducted fan air distribution system**

Maintains temperature within the food zone
- **On/Off switch**

ON/OFF switch is located on control panel
- **All stainless steel cabinet construction**

The PRO series model boasts a stainless steel interior and a **22 gauge** stainless steel exterior (galvanized steel top, bottom). It guarantees the utmost in cleanliness and long product life. The PRO series model adds a touch of style to the most refined setting.
- **Sturdy, clean stainless steel shelving**


Shelves are the most important part of cleanliness as they come in direct contact with food. After a while, PVC coated wire shelves may peel, rust and lead to unsanitary conditions. Only the Turbo Air PRO series uniquely provides stainless steel shelving.
- **LED interior lighting**
- **High-density polyurethane insulation**

The entire cabinet structure and solid doors are foamed-in-place using high density, CFC free polyurethane insulation.
- **Full solid or glass doors length stainless steel doors with locks**
- **Self-closing doors with stay open feature at 120 degrees**
- **Left hinged models available (PRO-26H-G-L)**
- **Heated cabinet holds 140°F ~ 180°F for the best in food preservation**
- **Lifetime guaranteed heavy duty hinges and handles**



Model	Swing Door	CU./FT.	#of Shelves	Wattage (w)	AMPS	Crated Weight (lbs.)	L x D* x H† (inches)
PRO-26H-G	1	24.8	3	1500	13.5	310	28³/₄ x 33⁷/₈ x 78

Model : PRO-26H-G

ELECTRICAL DATA	
Voltage	115/60/1
Plug Type	 NEMA 5-15P
Full Load Amperes	13.5
Wattage (W)	1500
Feed Wires with Ground	3
Cord Length (ft.)	9
DIMENSIONAL DATA	
# of Doors	1
# of Racks Accepted	1
Net Capacity (cu. ft.)	24.8
Ext. Length Overall (in.)	28 ³ / ₄ (730mm)
Ext. Depth Overall (in.)	33 ⁷ / ₈ (860mm)
Ext. Height Overall (in.)*	78 (1980mm)
Int. Length Overall (in.) †	23 ⁷ / ₈ (605mm)
Int. Depth Overall (in.)	27 ⁵ / ₈ (702mm)
Int. Height Overall (in.)	58 ³ / ₄ (1493mm)
# of Shelves	3
Shelf Size (L x D) (in.)	23 ³ / ₄ x 25 ¹ / ₄
Net Weight (lbs.)	265
Gross Weight (lbs.)	310

Design and specifications subject to change without notice.

Actual shipping weight may differ due to extra packing materials for product protection.

* Depth does not include 1-1/4" for door handles.

† Height does not include 5" for caster height.

■ WARRANTY : 3 Year Parts and Labor Warranty

■ Standard features

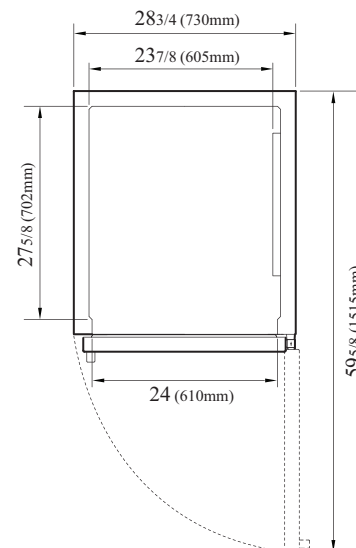
- Door locks standard
- Standard 4" dia. swivel casters with locks on the front set
- Easy replaceable one piece magnetic door gaskets
- Solid and sturdy grille design

■ OPTIONAL ACCESSORIES

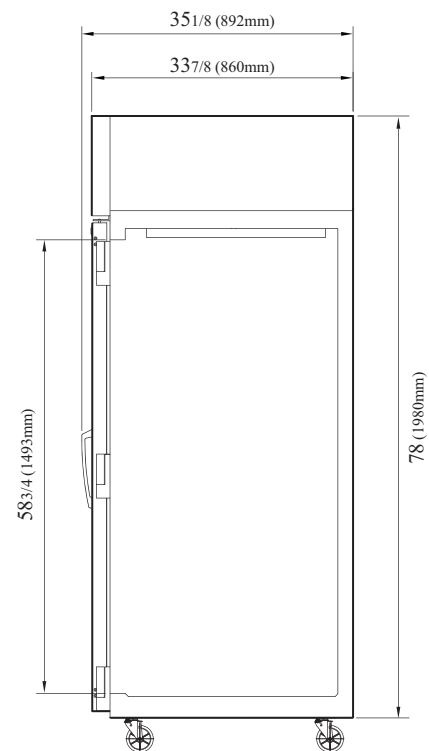
- 6" stainless steel leg: 30221M0600
- Additional stainless steel shelf: H26R901680
- Half door bun tray rack: TSP-2224
(each holds up to six 18"L x 26"D sheet pans- sold separately)
- Tray slides kits: H26R004960(#1), H26R004970(#4), H26R004980(Universal)

PLAN VIEW

(unit : inch)



TOP VIEW



SIDE VIEW

Ver.20190214



- Turbo Air : 800-627-0032
- GK : 800-500-3519
- Warranty : 800-381-7770
- AC : 888-900-1002