



# AUTOMATED TORTILLA WARMERS

## Models RTW14M, RTW14E, RTW20M & RTW20E

### Features/Benefits:

- ★ Heats tortillas, wraps and flatbread products from room temperature to 150°F in approximately 10 seconds.
- ★ First in, first out production.
- ★ Easy to use electronic control.
- ★ Economical manual control version has a heavy-duty manual thermostat. Speed and top warming elements are fixed. Simple knob controls ON/OFF and temperature control.
- ★ More energy efficient than either open surface flat grills or two-sided grills.
- ★ Reduces heat radiated into the kitchen compared to flat grills.
- ★ Consistent heating of tortillas at the same temperature and speed time after time.
- ★ Adjustable speeds and temperature for the perfect finished product every time.
- ★ Countertop or wall mounting options.
- ★ Adjustable thermostat ranges from 150°F to 500°F to accommodate a variety of products.
- ★ Infeed slides and discharge shelf/slide.
- ★ Adjustable programmable run/clean mode.
- ★ All stainless steel surfaces, panels and heated surface.



**Model RTW20E**

### Quality Construction:

Star's Tortilla Warmers features 18 gauge stainless steel front, rear and sides. The heated surface is a heavy gauge stainless steel thick walled tube.

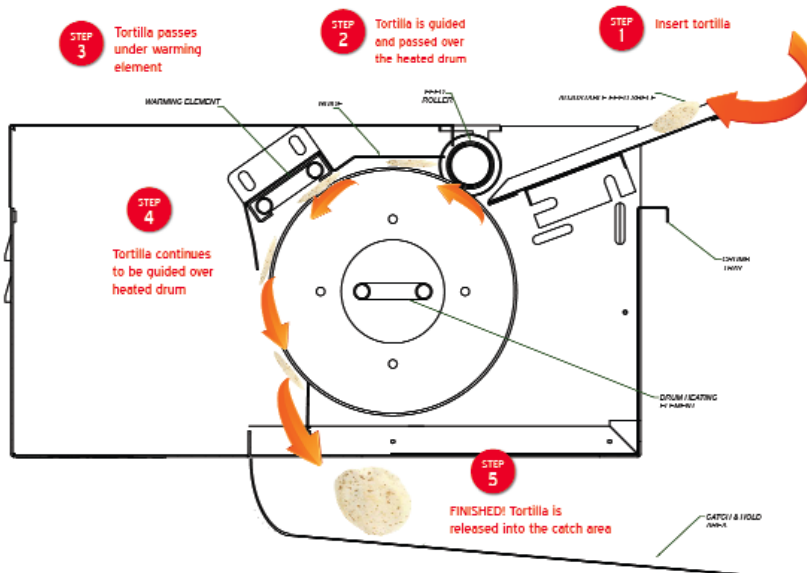
### Warranty:

Star's Automated Tortilla Warmer is covered by a one-year parts and labor warranty.

### Applications:

Star's Tortilla Warmer is ideal for heating a variety of tortillas and other flat bread products for restaurants, snack bars, hotels, casino's, concession stands and a variety of other foodservice operations.

### How it Works



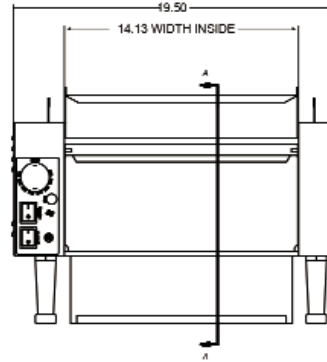
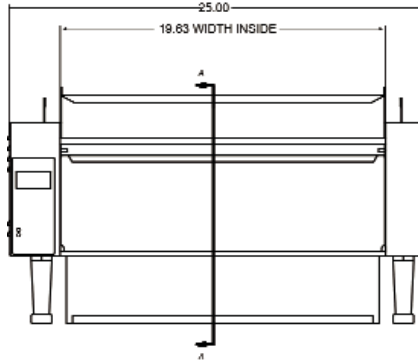
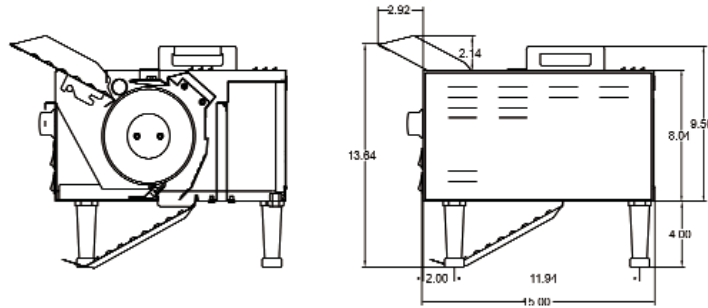


Star Manufacturing

Tortilla Warmers

# AUTOMATED TORTILLA WARMERS

Models RTW14M, RTW14E, RTW20M & RTW20E



## Model Specifications

Model No.	Dimensions			Warming Surface Width Inches (cm)	Voltage	Wattage (heater)	Amps	NEMA#	Approximate Weight	
	Width Inches (cm)	Depth Inches (cm)	Height* Inches (cm)						Shipping lbs. (kg)	Installed lbs. (kg)
RTW14M-120	19.5	15.0	13.64	14.13	120V	1170	10.0	5-15P	62	53
RTW14E-120	(49.53)	(38.1)	(34.6)	(35.9)	120V	1225	10.5	5-15P	62	53
RTW14E-240					208-240	1010-1350	5.8	6-15P	62	53
RTW20M-208	25.0	15.0	3.64	19.83	208	1625	7.9	6-15P	71	62
RTW20M-240	(63.5)	(38.1)	(34.6)	(47.8)	240	2042	8.6	6-15P	71	62
RTW20E-208					208	1800	8.3	6-15P	71	62
RTW20E-240					240	2167	9.1	6-15P	71	62

HEIGHT INCLUDES 4" LEGS @ MINIMUM HEIGHT AND REMOVABLE INFEED GUIDE.

Due to periodic changes in designs, methods, procedures, policies and regulations, the specifications contained in this sheet are subject to change without notice. While Star Manufacturing exercises good faith efforts to provide information that is accurate, we are not responsible for errors or omissions in information provided or conclusions reached as a result of using the specifications. By using the information provided, the user assumes all risks in connection with such use.

Star Manufacturing International Inc. - 10 Sunnen Drive - P.O. Box 430129 - St. Louis, MO 63143-3800  
Phone: (800) 264-7827 - FAX: (800) 264-6666 - www.star-mfg.com