


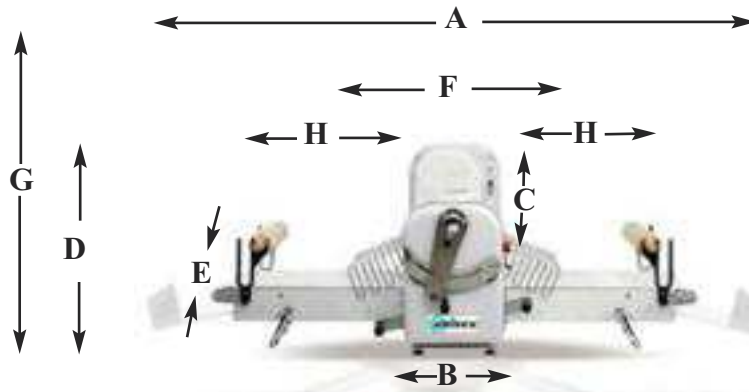


Project	Item Number	Quantity
SFG500 B		<p style="text-align: right;">SFG500 B</p> <p style="text-align: center;">REVERSIBLE BENCH TOP DOUGH SHEETER</p> <p>Models: SFG 500 B Bench Model</p> <div style="display: flex; justify-content: space-around; align-items: center;">   </div>
REVERSIBLE BENCH TOP DOUGH SHEETER	<p>Features</p> <ul style="list-style-type: none"> • Reversible bench top dough sheeter. • 0 to 1.9" (48mm) adjustable cylinder separation changes dough thickness. • Hard chrome polished cylinders. • Tables fold upright for storage and movement. • Powerful 3/4 HP motor. • Sheets dough onto rolling pins to allow for transport of rolled dough to work area. • Interlock switches protect operator from injury if safety guard is opened. • Pivoting and removable arms. • Cord and plug. 	<p>Standard Accessories</p> <ul style="list-style-type: none"> • Heavy duty hardwood rolling pins. • Designated area for flour while operating machine. <p>Warranty</p> <ul style="list-style-type: none"> • One-year, on-site parts & labor warranty
Univex Corporation	<p>WARRANTY DETAILS</p> <p>The SFG500B Sheeter carries a one-year, on-site parts and labor warranty against any flaws in materials and workmanship. This period begins on the date of purchase and, provided the unit is used in accordance with our instructions, is in full effect for one year from that date. Any work performed under this warranty must be performed between the hours of 8:00 a.m. and 5:00 p.m. Monday through Friday. Univex will not pay for overtime charges for work performed other than during normal business hours. Damage incurred in transit or from installation error, accident, alteration or misuse is not covered. Univex shall not be liable for any consequential compensatory, incidental, or special damages. Contact the Univex service department for any warranty claims.</p>	

REVERSIBLE BENCH TOP DOUGH SHEETER

SFG500 B



Dimensions:

	SFG500 B
A) Overall length:	80.1" (2035mm)
B) Base length:	11.8" (300mm)
C) Machine width:	37.6" (955mm)
D) Overall height:	24.1" (612mm)
E) Belt width:	19.7" (500mm)
F) Length folded:	29.5" (750mm)
G) Height folded:	32.5" (825mm)
H) Table length (2 X)	27.6" (700mm)

Shipping Information:

Freight Class: 85

	SFG500 B
Net Weight:	313lb. (142Kg)
Shipping Weight:	423lb. (192Kg)
Shipping Crate Dimensions:	
Height:	35.8" (910mm)
Width:	52.0" (1320mm)
Depth:	35.4" (900mm)
Cubic measure:	38ft ³ (1.08M ³)

Motor: 3/4 hp. Capacitor start

Drive: Chain drive.

Electrical:
220V,60HZ,3PH,1.8A

Contact factory for additional voltages and certifications

Controls: Stop and start push buttons.
Manually adjustable space between rolling cylinders adjusts in increments from 0" to 1.9" (0 to 48mm).