



STAINLESS STEEL ECONOMY STAINLESS STEEL WORK TABLES



Item #: _____ Qty #: _____
 Model #: _____
 Project #: _____



SLAG-X Series
Flat Top



SFLAG-X Series
1 1/2" Backsplash



KSLAG-X Series
5" Backsplash

FEATURES:

SLAG Top is furnished with 1 5/8" square bend on sides and 1 5/8" sanitary rolled rim on front and rear & square sides.

SFLAG Top is furnished with 1 5/8" square bend on sides and 1 5/8" sanitary rolled rim on front and square sides, and 1 1/2" backsplash on rear.

KSLAG Top is furnished with 1 5/8" square bend on sides and 1 5/8" sanitary rolled rim on front and square sides, and 5" backsplash on rear.

Two hat-channels stud welded under tabletop to reinforce and maintain a level work surface.

Aluminum die cast "leg-to-shelf" clamp secures shelf to leg eliminating unsightly nuts and bolts. Undershell is fully adjustable.

CONSTRUCTION:

All TIG welded. Exposed weld areas polished to match adjacent surface.

Top is sound deadened.

Roll formed embossed galvanized hat channels are secured to top by means of structural adhesive and weld studs.

Gussets welded to support hat channels.

MATERIAL:

TOP: 16 gauge stainless steel type "430" series.

SHELF: 18 gauge stainless steel.

LEGS: 1 5/8" diameter tubular stainless steel. Stainless steel gussets. 1" adjustable stainless steel bullet feet.

SLAG & SFLAG SERIES

W	L	Flat Top w/Undershelf		1-1/2" Splash w/Undershelf	
		WT.		WT.	
24"	30"	SLAG-240-X	49 lbs.	SFLAG-240-X	49 lbs.
	24"	SLAG-242-X	31 lbs.	SFLAG-242-X	31 lbs.
	36"	SLAG-243-X	64 lbs.	SFLAG-243-X	64 lbs.
	48"	SLAG-244-X	69 lbs.	SFLAG-244-X	69 lbs.
	60"	SLAG-245-X	92 lbs.	SFLAG-245-X	92 lbs.
	72"	SLAG-246-X	109 lbs.	SFLAG-246-X	109 lbs.
	96"	SLAG-248-X	145 lbs.	SFLAG-248-X	145 lbs.
30"	30"	SLAG-300-X	50 lbs.	SFLAG-300-X	50 lbs.
	36"	SLAG-303-X	50 lbs.	SFLAG-303-X	50 lbs.
	48"	SLAG-304-X	70 lbs.	SFLAG-304-X	70 lbs.
	60"	SLAG-305-X	86 lbs.	SFLAG-305-X	86 lbs.
	72"	SLAG-306-X	97 lbs.	SFLAG-306-X	97 lbs.
	96"	SLAG-308-X	142 lbs.	SFLAG-308-X	142 lbs.

5" SPLASH KSLAG SERIES

W	L	5" Splash w/Undershelf	
		WT.	
24"	36"	KSLAG-243-X	54 lbs.
	48"	KSLAG-244-X	65 lbs.
	60"	KSLAG-245-X	76 lbs.
	72"	KSLAG-246-X	89 lbs.
	96"	KSLAG-248-X	123 lbs.
30"	24"	KSLAG-302-X	59 lbs.
	36"	KSLAG-303-X	62 lbs.
	48"	KSLAG-304-X	73 lbs.
	60"	KSLAG-305-X	87 lbs.
	72"	KSLAG-306-X	102 lbs.
	96"	KSLAG-308-X	142 lbs.



Stainless Steel Bullet Feet standard on SLAG, MSLAG, SFLAG & KSLAG Series



Customer Service Available To Assist You **1-800-645-3166** 8:30 am - 8:00 pm E.S.T.

Email Orders To: customer@advancetabco.com. For Smart Fabrication™ Quotes, Email To: smartfab@advancetabco.com or Fax To: 631-586-2933

NEW YORK
Fax: (631) 242-6900

GEORGIA
Fax: (770) 775-5625

TEXAS
Fax: (972) 932-4795

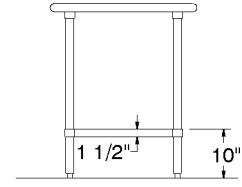

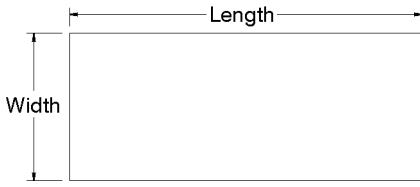
NEVADA
Fax: (775) 972-1578

DETAILS and SPECIFICATIONS

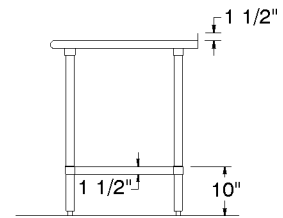

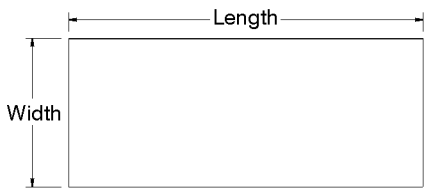
TOL \pm .500"

ALL DIMENSIONS ARE TYPICAL

SLAG SERIES - Flat Top



SFLAG SERIES - 1 1/2" Backsplash



KSLAG SERIES- 5" Backsplash

