



# SALAD SPINNER ES-200

Capacity per cycle: 12 Kg. / 26 lbs.



## FEATURES AND BENEFITS

- ✓ Sammic salad spinners dry lettuce and other vegetables in as low as 1-3 minutes owing to their fast speed (900 r.p.m), ensuring good product quality.
- ✓ Equipped with powerful three-phase motors controlled by highly reliable electronic speed variator, which enables the salad dryer to be connected to a single-phase electrical mains supply.
- ✓ Stainless steel construction.
- ✓ Lightweight and removable stainless steel basket.
- ✓ Compact geometry: easily fits under conventional standard countertops.
- ✓ Equipped with castors allowing the operator to wheel unit around the kitchen and under a countertop for easy storage.
- ✓ Transparent, heavy duty lid for ease of control.
- ✓ Lid equipped with a self-opening mechanism, for ease of access to basket.
- ✓ User-friendly, waterproof control panel. Advanced features
- ✓ Electronic timer with 3 fixed cycles.
- ✓ Weight distribution detection system (VCS) to prevent rattling of the unit. Self lock-in mechanism to ensure basket is properly secured before cycle starts.
- ✓ Braking system safety mechanism: allowing basket to stop turning as soon as lid opens.
- ✓ An indicator appears when the door is open.

## INCLUDES

- ✓ Castors with brake.
- ✓ Stainless steel drying basket.



## SALES DESCRIPTION

Fast, sleek, quiet, user-friendly, safe, smooth running commercial salad spinner, designed to efficiently dry up to 12 Kg. / 26 lbs. of salad per cycle at a maximum speed of 900rpm.

Portable. Equipped with locking wheels. Cycle memory. 2-speed-appliance.



**sammic** | www.sammic.us  
Food Service Equipment Manufacturer

usa@sammic.com  
1225 Hartrey Avenue  
60202-1056 Evanston, IL

phone +1 (224) 307-2232  
toll free +1 844 275 3848



Project	Date
Item	Qty
Approved	

FOOD PREPARATION EQUIPMENT  
COMMERCIAL SALAD SPINNERS

specification sheet  
update 05/04/18



# SALAD SPINNER ES-200

Capacity per cycle: 12 Kg. / 26 lbs.

## SPECIFICATIONS

Capacity per load: 26 lbs.

Drainer hourly production: 500 lbs. - 1600 lbs.

Timer (min-max): 60 " - 120 " - 180 "

Motor speed: 900 rpm

Total loading: 0.75 Hp

Electrical supply: 120V / 50-60 Hz / 1~ (5A)

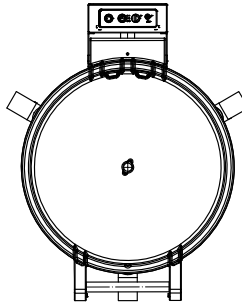
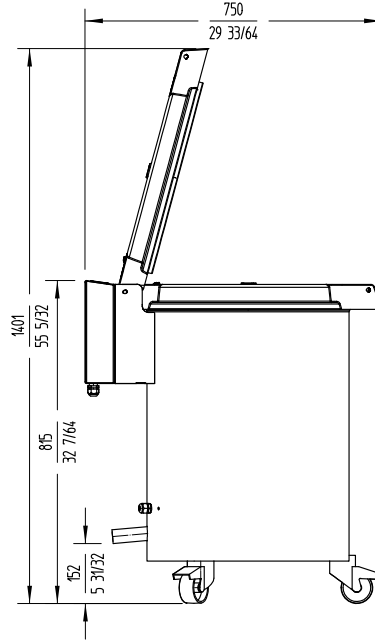
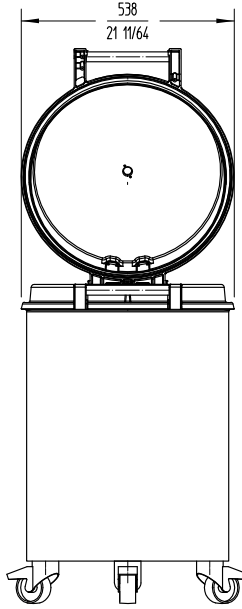
### External dimensions (WxDxH)

✓ Width: 21.3 "

✓ Depth: 29.5 "

✓ Height: 32.1 "

Net weight: 115 lbs.



## AVAILABLE MODELS

1000712 Salad dryer ES-200 120/50-60/1

\* Ask for special versions availability

**sammic** | www.sammic.us  
Food Service Equipment Manufacturer

usa@sammic.com  
1225 Hartrey Avenue  
60202-1056 Evanston, IL

phone +1 (224) 307-2232  
toll free +1 844 275 3848



Project	Date
Item	Qty
Approved	

specification sheet  
update 05/04/18

FOOD PREPARATION EQUIPMENT  
COMMERCIAL SALAD SPINNERS