

**REFRIGERATOR MANUFACTURER**  
**Turbo air**  
 more durable, efficient, beautiful

4184 E. Conant St.  
 Long Beach, CA 90808  
 Tel. 310-900-1000  
 Fax. 310-900-1077  
[www.turboairinc.com](http://www.turboairinc.com)

Project :  
 Model # :  
 Item # : Qty :  
 Available W/H :  
 Approval :

# Top Display Dry Cases

Display Cases  
 Open Display Merchandisers

**Model : TOMD**

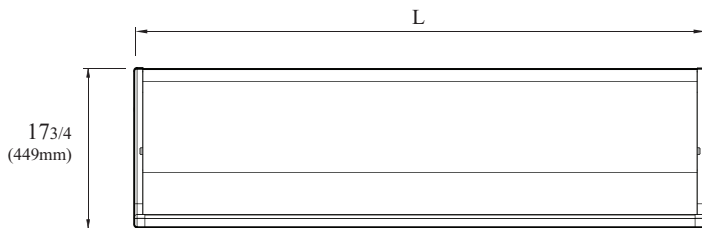


**TOMD-50-HB**

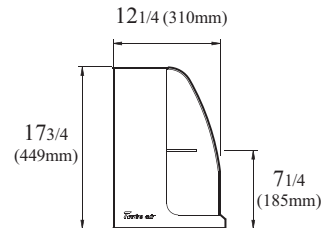


**TOMD-60-L**

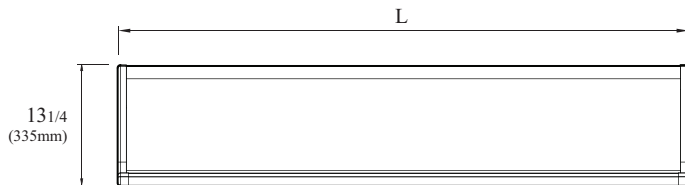
## PLAN VIEW (unit : inch)



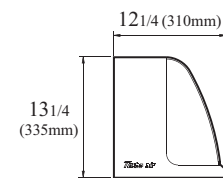
**TOMD-H : Front View**



**TOMD-H : Side View**



**TOMD-L : Front View**



**TOMD-L : Side View**

	TOMD-30-H(B)	TOMD-40-H(B)	TOMD-50-H(B)	TOMD-60-H(B)	TOMD-75-H(B)
Ext. Dimension (L x D x H)	28 x 12 <sup>1</sup> / <sub>4</sub> x 17 <sup>3</sup> / <sub>4</sub>	39 x 12 <sup>1</sup> / <sub>4</sub> x 17 <sup>3</sup> / <sub>4</sub>	50 <sup>3</sup> / <sub>4</sub> x 12 <sup>1</sup> / <sub>4</sub> x 17 <sup>3</sup> / <sub>4</sub>	63 <sup>1</sup> / <sub>4</sub> x 12 <sup>1</sup> / <sub>4</sub> x 17 <sup>3</sup> / <sub>4</sub>	75 <sup>5</sup> / <sub>8</sub> x 12 <sup>1</sup> / <sub>4</sub> x 17 <sup>3</sup> / <sub>4</sub>
Int. Dimension (L x D x H)	25 <sup>1</sup> / <sub>2</sub> x 9 <sup>1</sup> / <sub>8</sub> x 15 <sup>7</sup> / <sub>8</sub>	36 <sup>5</sup> / <sub>8</sub> x 9 <sup>1</sup> / <sub>8</sub> x 15 <sup>7</sup> / <sub>8</sub>	48 <sup>3</sup> / <sub>8</sub> x 9 <sup>1</sup> / <sub>8</sub> x 15 <sup>7</sup> / <sub>8</sub>	60 <sup>3</sup> / <sub>4</sub> x 9 <sup>1</sup> / <sub>8</sub> x 15 <sup>7</sup> / <sub>8</sub>	73 <sup>1</sup> / <sub>4</sub> x 9 <sup>1</sup> / <sub>8</sub> x 15 <sup>7</sup> / <sub>8</sub>
Cu. ft	2.1	3	4	5	6.1
# of Doors	2	2	2	3	3
# of Shelves	1	1	1	1	1
Shelf size	25 <sup>1</sup> / <sub>2</sub> x 7	36 <sup>1</sup> / <sub>2</sub> x 7	48 <sup>1</sup> / <sub>4</sub> x 7	60 <sup>3</sup> / <sub>4</sub> x 7	73 <sup>1</sup> / <sub>4</sub> x 7
Crated Weight lbs.	53	70	87	110	128

	TOMD-30-L(B)	TOMD-40-L(B)	TOMD-50-L(B)	TOMD-60-L(B)	TOMD-75-L(B)
Ext. Dimension (L x D x H)	28 x 12 <sup>1</sup> / <sub>4</sub> x 13 <sup>1</sup> / <sub>4</sub>	39 x 12 <sup>1</sup> / <sub>4</sub> x 13 <sup>1</sup> / <sub>4</sub>	50 <sup>3</sup> / <sub>4</sub> x 12 <sup>1</sup> / <sub>4</sub> x 13 <sup>1</sup> / <sub>4</sub>	63 <sup>1</sup> / <sub>4</sub> x 12 <sup>1</sup> / <sub>4</sub> x 13 <sup>1</sup> / <sub>4</sub>	75 <sup>5</sup> / <sub>8</sub> x 12 <sup>1</sup> / <sub>4</sub> x 13 <sup>1</sup> / <sub>4</sub>
Int. Dimension (L x D x H)	25 <sup>1</sup> / <sub>2</sub> x 9 <sup>1</sup> / <sub>8</sub> x 11 <sup>3</sup> / <sub>8</sub>	36 <sup>5</sup> / <sub>8</sub> x 9 <sup>1</sup> / <sub>8</sub> x 11 <sup>3</sup> / <sub>8</sub>	48 <sup>3</sup> / <sub>8</sub> x 9 <sup>1</sup> / <sub>8</sub> x 11 <sup>3</sup> / <sub>8</sub>	60 <sup>3</sup> / <sub>4</sub> x 9 <sup>1</sup> / <sub>8</sub> x 11 <sup>3</sup> / <sub>8</sub>	73 <sup>1</sup> / <sub>4</sub> x 9 <sup>1</sup> / <sub>8</sub> x 11 <sup>3</sup> / <sub>8</sub>
Cu. ft	1.5	2.1	2.9	3.6	4.3
# of Doors	2	2	2	3	3
Crated Weight lbs.	38	51	65	80	95

■ **WARRANTY : 2 Year Parts and Labor Warranty**