



There's only one #1™

Project _____

Item # _____

Quantity _____


Toast-Qwik® Electric Conveyor Toasters

Models: TQ3-400, -500, -500H, -900, -900H

Hatco industry-leading Toast-Qwik® Conveyor Toasters have been completely redesigned to provide a great new look, easy to use touchscreen controller and increased production capabilities. They continue to provide the best reliability, flexibility and value of any conveyor toaster available!

Standard features

- Dynamic new touchscreen controller that is easy to see and easier to use!
- Up to twelve programmable settings for precise and instant product changes
- USB port for easy uploads of program changes and software updates
- Patented ColorGuard sensing system which monitors and adjusts conveyor speed to ensure consistent toast results - even in your busiest periods
- Power Save mode activates automatically after a specific period of time, or by pressing the Power Save on the touchpad
- Crumb tray is removable for easy cleaning
- Unique new toast delivery ramp moves your product to the storage tray each and every time
- 2" high opening Standard - 3" high opening available on the TQ3-500H and -900H models for thicker bread products



Options (available at time of purchase only)

Designer Colors

Non-standard colors are non-returnable – Black standard

Warm Red Stainless Steel

NEMA 6-30P cord in lieu of standard cord (excluded TQ4-400 model)

Accessories (available for purchase at any time)

Stainless Steel toast tray insert

Extended feed ramp



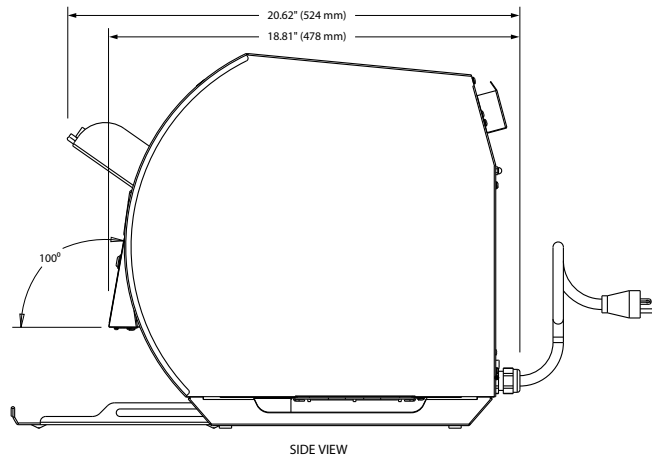
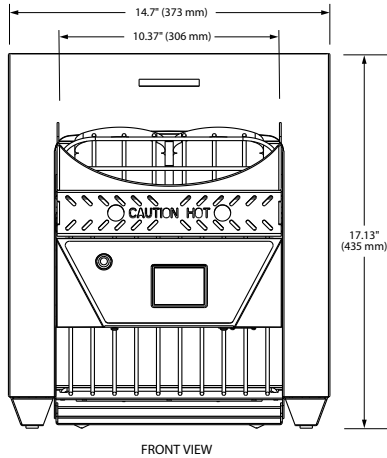
HATCO CORPORATION | P.O. Box 340500 Milwaukee, WI 53234-0500 U.S.A.
 (800) 558-0607 | (414) 671-6350 | www.hatcocorp.com | support@hatcocorp.com



Toast Qwik® Electric Conveyor Toasters

Models: TQ3-400, -500, -500H, -900, -900H

TQ3



SPECIFICATIONS Toast Qwik Conveyor Toasters

The shaded areas contain electrical information for International models

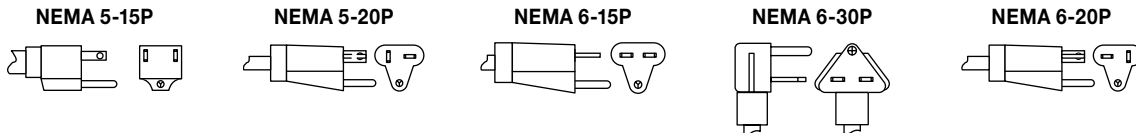
Model	Dimensions (Width x Depth* x Height)	Volts Single Phase	Hertz	Watts	Amps	Plug	Ship Weight*
TQ3-400	14.7" x 20.62" x 17.13" (373 x 524 x 435 mm)	120	50/60	1780	14.8	NEMA 5-15P*	54 lbs. (25 kg)
TQ3-500	14.7" x 20.62" x 17.13" (373 x 524 x 435 mm)	208	50-60	2220	10.7	NEMA 6-15P, NEMA 6-30P	54 lbs. (25 kg)
		240	50-60	2220	9.3	NEMA 6-15P, NEMA 6-30P	
TQ3-500H	14.7" x 20.62" x 17.13" (373 x 524 x 435 mm)	208	50-60	2220	10.7	NEMA 6-15P, NEMA 6-30P	54 lbs. (25 kg)
		240	50-60	2220	9.3	NEMA 6-15P, NEMA 6-30P	
TQ3-900	14.7" x 20.62" x 17.13" (373 x 524 x 435 mm)	208	50-60	3020	14.5	NEMA 6-20P, NEMA 6-30P	54 lbs. (25 kg)
		240	50-60	3020	12.6	NEMA 6-20P, NEMA 6-30P	
TQ3-900H	14.7" x 20.62" x 17.13" (373 x 524 x 435 mm)	208	50-60	3020	14.5	NEMA 6-20P, NEMA 6-30P	54 lbs. (25 kg)
		240	50-60	3020	12.6	NEMA 6-20P, NEMA 6-30P	

- * Tray extends to 23.27" (591 mm).
- * Shipping weight includes packaging.
- NEMA 5-20P for Canada.

CORD LOCATION

Lower right corner on back of unit.

PLUG CONFIGURATIONS



PRODUCT SPECS Conveyor Toasters

The electric Toast-Qwik® Conveyor Toaster with Color Guard sensing system shall be a Hatco model ... as manufactured by the Hatco Corporation, Milwaukee, WI 53234 U.S.A.

The Toaster shall have the capacity to toast up to ... pieces per minute and it shall be rated at ... kW, ... volts, single phase. The toaster shall be of stainless steel design and

shall include a front mounted control panel with a touch screen controller, USB port, a removable/cleanable cooling fan filter, variable speed control, power save mode, and a black anodized toast collector pan. The toaster will have metal sheathed heating elements and factory attached UL listed cord and plug.

Warranty consists of 24/7 parts and service assistance (US and Canada only).

HATCO CORPORATION | P.O. Box 340500 Milwaukee, WI 53234-0500 U.S.A.
(800) 558-0607 | (414) 671-6350 | www.hatcocorp.com | support@hatcocorp.com