

**REFRIGERATOR MANUFACTURER**  
**Turbo air**  
 more durable, efficient, beautiful

4184 E. Conant St.  
 Long Beach, CA 90808  
 Tel. 310-900-1000  
 Fax. 310-900-1077  
[www.turboairinc.com](http://www.turboairinc.com)

Project:	
Model #:	
Item #:	
Available W/H:	Qty:
Approval:	
AIA #:	SIS #:
CSI Section 11400	

## Glass Door Refrigerator

Reach-In Bottom Mount  
 Super Deluxe Series

**Model : TSR-35GSD-N**

### FEATURES & BENEFITS

#### Self-Cleaning Condenser

The accumulation of dust in the condenser can cause the failure or breakdown of refrigerators. Refrigerators run normally until they reach a certain level of accumulation. At some point, when they are over the limit, their performance drops quickly resulting in damage to, or disposal of the stored products inside. The Self-Cleaning Condenser device keeps the condenser clean and prevents system failure by automatically brushing daily.

#### Digital temperature control & monitor system

- Keep food products safe by maintaining constant temperatures.
- Alarms that sound when doors are not sealed shut; protect against food spoilage that originates from cold air leaks.
- Early warning alarm program detects issues before malfunction occurs.
- Digital display allows for easy monitoring.
- Programs interpret the condition of refrigeration systems by self-diagnosis.
- Rapid cool-down functions (Turbo cooling).
- Automatic evaporator fan motor delays.

#### Hydrocarbon refrigerants (R-290)

With innovative and eco-friendly technology, Turbo Air brings you hydrocarbon refrigerators designed to meet DOE's Energy Conservation Standards in 2017 and to use EPA's SNAP Program approved HC refrigerants. Hydrocarbon refrigerants do not deplete the ozone layer and have very low contribution to global warming (ODP-0, GWP-3).

#### Stainless steel interior & exterior

The Turbo Air Super Deluxe glass door model is constructed with stainless steel exterior. The door is glass with AL frame. The interior is stainless steel that guarantees the utmost in cleanliness and long product life. The Super Deluxe adds a touch of style to the most refined setting.

#### Double pane glass doors with Low-E glass

Energy saving double pane glass doors are equipped with Low-emissivity glass, which reduces outer heat gain and decreases energy consumption. It enhances energy efficiency and minimizes condensation. Lightweight door construction also reduces door maintenance and bushing wear, which in turn facilitates smoother door opening.

#### High-density polyurethane insulation

The entire cabinet structure and solid doors are foamed-in-place using high density, HCFC free polyurethane insulation.

#### Ergonomically designed doors

Customers' fatigue fades away with easy grip handles and doors that open effortlessly. Self-closing features make this the ultimate choice in customer convenience.

#### Adjustable, heavy duty, PE (polyethylene) coated wire shelves

#### LED interior lighting

#### Bottom mount compressor



Refrigerator holds 33°F ~ 38°F for the best in food preservation

#### Patented Self-Cleaning Condenser



This product is equipped with a fine mesh filter to the front of the condenser to catch dust, and a rotating brush that moves up and down daily to remove excess buildup outward and away.

NATURAL Refrigerant

SPEC ISO 9001:2008

ETL Intertek

ETL Intertek

3 YEAR WARRANTY

7 YEAR WARRANTY

ENERGY STAR® Qualified

Model	Swing Doors	CU./FT.	#of Shelves	HP	AMPS	Crated Weight (lbs.)	L x D x H <sup>†</sup> (inches)
TSR-35GSD-N	2	29.19	6	1/3	3.1	400	39 1/2 x 30 3/8 x 78 1/4


Ver.20210105 Printed in U.S.A.

\* Depth does not include 1-1/2" for glass door handles. † Height does not include 5" caster height or 6" optional legs.

# Glass Door Refrigerator

Reach-In Bottom Mount  
Super Deluxe Series

## Model : TSR-35GSD-N

ELECTRICAL DATA	
Voltage	115/60/1
Plug Type	 NEMA-5-15P
Full Load Amperes	3.1
Compressor HP	1/3
Feed Wires with Ground	3
Cord Length (ft.)	7
Refrigerant	R-290
DIMENSIONAL DATA	
# of Doors	2
Net Capacity (cu. ft.)	29.19
Ext. Length Overall (in.)	39 1/2 (1002mm)
Ext. Depth Overall (in.)*	30 3/8 (770mm)
Ext. Height Overall (in.)†	78 1/4 (1987mm)
Int. Length Overall (in.)	35 1/2 (902mm)
Int. Depth Overall (in.)	24 1/2 (620mm)
Int. Height Overall (in.)	52 (1320mm)
# of Shelves	6
Shelf Size (L x D) (in.)	16 7/8 x 23 1/4
Gross Weight (lbs.)	400

Design and specifications subject to change without notice.  
Actual shipping weight may differ due to extra packing materials for product protection.  
\* Depth does not include 1-1/2" for glass door handles.  
† Height does not include 5" caster height or 6" optional legs.

■ **WARRANTY : 3 Year Parts and Labor Warranty**  
**Additional 4 Year Warranty on Compressor**

### ■ STANDARD FEATURES

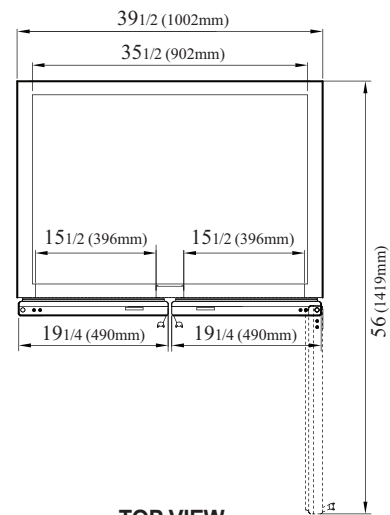
- Anti-corrosion coated evaporator
- Easy replaceable one piece magnetic door gaskets
- Self-contained system
- Solid and sturdy grille design
- Door locks standard
- Standard 4" dia. swivel casters with locks on the front set

### ■ OPTIONAL ACCESSORIES

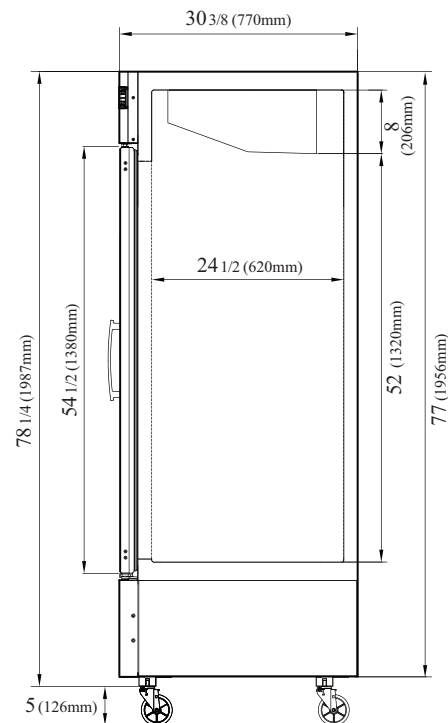
- 5" caster, 1/2" diameter & 13 TPI: M726500100 (non-brake), M726500200 (w/ brake)
- 6" stainless steel leg: 30221M0600
- Additional PE coated wire shelf: 30278Q0610 (Left), 30278Q0620 (Right)

## PLAN VIEW

(unit : inch)



TOP VIEW



SIDE VIEW

Ver.20210105



■ Turbo Air : 800-627-0032 ■ GK : 800-500-3519  
■ Warranty : 800-381-7770 ■ AC : 888-900-1002



Continued product development may necessitate specification changes without notice.