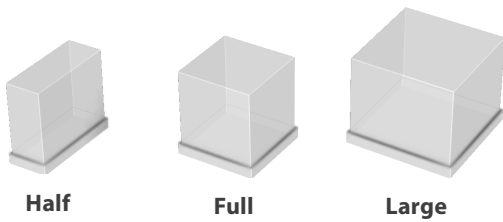


**True Ice Series:**  
Modular Cubed Ice Maker  
**TCIM-430**



TCIM-430  
TIB-530

**CUBE SIZES**



Ice Cube Dimensions	
Half	7/16" x 1-1/8" x 7/8" (11.1 x 28.6 x 22.2 mm)
Full	7/8" x 7/8" x 7/8" (22.2 x 22.2 x 22.2 mm)
Large	1-1/8" x 1-1/8" x 7/8" (28.6 x 28.6 x 22.2 mm)

**FEATURES & BENEFITS**

**Produces up to 447 lbs. of ice per 24 hours**

- Environmentally friendly R290 refrigeration system for optimum ice production and energy efficiency
- 30% below DOE 2018
- 20% below Energy Star

**Superior Sanitation**

- TrueZone\* protection to purify surrounding air in bin and food zone
- TrueGuard Antimicrobial embedded in every plastic piece including bin liners
- Food zone pieces easily removed without tools
- Simple 1-touch cleaning
- Easily removable air filter with RCU technology

**Advanced Control with Touch Screen**

- 4.3" front display – largest in the industry
- Simple touch operation
- Advanced diagnostics which allows for predictive and proactive measures
- Built-in alarms & push notifications
- Programmable ice production
- Time of flight ice sensor eliminates the need for bin thermostats

**Remote Monitoring Capabilities**

- Remote monitoring with easy back end data access
- Location based performance enhancement
- Remote shut off

Commercial Ice Maker Warranty	
Ice Maker	3 YEARS parts and labor
Compressor	5 YEARS parts
Evaporator	5 YEARS parts and labor

\*TrueZone device sold as optional accessory

# True Ice Series: Modular Cubed Ice Maker TCIM-430



## ADDITIONAL FEATURES

### Evaporator Plate:

- High performance copper
- No harvest assist necessary
- TrueNcap<sub>su</sub>L<sub>8</sub> Sanitary evaporator fully insulated & sealed for efficiency and cleanliness

### Construction:

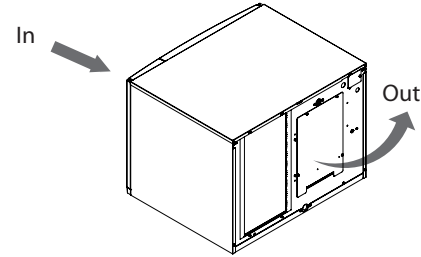
- TrueTech aluminum front and sides, all plastic interior and single piece case for both 22" & 30" units

### Refrigeration System:

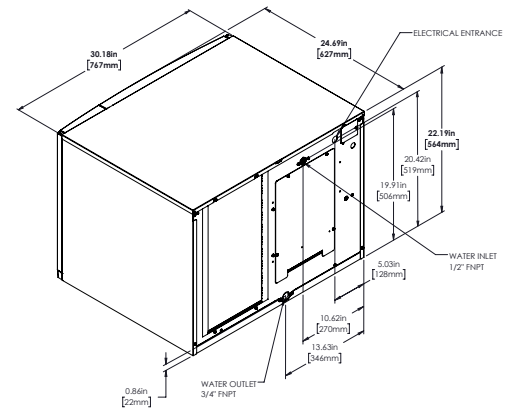
- Environmentally friendly R290 Refrigerant
- High & low pressure transducers for gauge-free servicing
- Micro channel condenser for superior efficiency
- Wide operating range: 35°F to 110°F ambient
- Ultra quiet fan operation

## AIR COOLED

Please note: air-cooled units require 6" (15.24mm) clearance for air intake and exhaust on the front and back sides.



## PLAN VIEW



## SPECIFICATIONS

Model	Condenser Type	Refrigerant	Crated Weight (lbs)	@ 70°F air/50°F water		@ 90°F air/70°F water		Peak Heat of Rejection	Voltage	Min Circuit Ampacity
				Ice Production per 24hr	Ice Production per 24hr	Potable Water Consumption	Electrical Consumption			
TCIM-430	Air	R290	180	447 lbs (203 kg)	376 lbs (170 kg)	14.3 gal/100lb	4.00 kWh/100lb	5800 BTU/hr	115/60/1	15
OPTIONS & ACCESSORIES				OPERATING REQUIREMENTS						
Water Filter				Minimum		Maximum				
Filter System	Replacement Cartridge			Ambient Air Temp:	35°F (1.7°C)	110°F (43.3°C)				
P/N 855953	P/N 855884			Water Temp:	35°F (1.7°C)	100°F (37.7°C)				
CONNECTIONS				Water Pressure:		20 psi (138 kPa)	100 psi (689 kPa)			
Potable water in:		1/2" Female NPT		DIMENSIONS						
Water out:		3/4" Female NPT		W x D x H (in.)	30 x 24 x 22					
Hole for electrical connections:		7/8"		W x D x H (mm)	767 x 627 x 564					
Electrical connection junction box:		104-127 VAC/60Hz/1		UL EPH for Sanitation						



BC\_227956\_3.24

**TRUE MANUFACTURING CO., INC.**

2001 East Terra Lane • O'Fallon, Missouri 63366-4434 • Fax 636.980.3541 • Toll Free 888.818.8783 • www.truemfg.com