

| | | | | | | |
|--------------|----------|--------|----------|---------|-------|-------|
| Project Name | Location | Item # | Quantity | Model # | AIA # | SIS # |
|--------------|----------|--------|----------|---------|-------|-------|

Photo Not Yet Available

FEATURES

- R290 Hydrocarbon refrigerant.
- Maintains temperature of 35°F (1.7°C).
- Exterior: Black, powder coated cold-rolled steel with black sub top.
- Interior: Stainless steel floor with heavy gauge galvanized steel walls.
- Each Doors fitted with black flat top door handles.
- True's self-cleaning RCU technology eliminates the need to clean the condenser coil, reduces energy consumption and helps maintain the coldest temperatures and freshest product.
- LED interior lighting.
- NSF/ANSI Standard 7 compliant for the storage and/or display of packaged or bottled product.
- Recommended 1" clearance side and back
- UL Rated for outdoor use.

ROUGH-IN DATA

Specifications subject to change without notice. Chart dimensions rounded up to the nearest 1/8" (millimeters rounded up to next whole number).

| Model | Doors | Shelves | Capacity | | | Cabinet Dimensions (inches) (mm) | | | 115V/60/1 Voltage | | | Cord Length† (total ft.) (total m) | Crated Weight (lbs.) (kg) |
|------------------------|-------|---------|-------------|----------------|-------------|----------------------------------|--------------------------------|--------------------------------|-------------------|------|-------|------------------------------------|---------------------------|
| | | | 12 oz. Cans | 12 oz. Bottles | 1/2 Barrels | W | D† | H* | HP | Amps | NEMA | | |
| TBB24-60-2G-Z1-BST-B-1 | 2 | 4 | 89 6-pks | 57 6-pks | 2 | 60 ³ / ₈ | 24 ⁷ / ₈ | 34 ¹ / ₄ | 1/4 | 3.2 | 5-15P | 10 | 345 |
| | | | | | | 1525 | 632 | 868 | | | | 3.04 | 167 |

† Depth does not include 1 1/2" (12 mm) for door handles. *Height does not include 3/4" (7 mm) for leg levelers.

‡ Cord length listed represents usable cord length.

APPROVALS

AVAILABLE AT



115/60/1
NEMA-5-15R

Unit completely pre-wired at factory and ready for final connection to a 115/60/1 phase, 15 amp dedicated outlet. Cord and plug set included.

ADDITIONAL FEATURES

Refrigeration System

- Factory engineered, self-contained, capillary tube system.
- Environmentally friendly R290 hydrocarbon refrigerant.
- Forced air refrigeration system which maintains 35°F (1.7°C) product temperature.
- True's self-cleaning RCU technology eliminates the need to clean the condenser coil, reduces energy consumption and helps maintain the coldest temperatures and freshest product.

Cabinet Construction

- Exterior: Black, powder coated cold-rolled steel with black sub top.
- Interior: Stainless steel floor with heavy gauge galvanized steel walls.
- Insulation: Entire cabinet is foamed-in-place using a high density, polyurethane insulation that has zero ozone depletion and zero global warming potential.
- Base fitted with leg levelers.

Doors

- Low-E, double pane thermal insulated glass doors with black powder coated door frames.
- Each Doors fitted with black flat top door handles.
- Door locks standard.

Shelving

- Four (4) adjustable, gray PVC coated wire shelves. 21¹¹/₁₆" W x 18" D (551 mm x 458 mm). Four (4) chrome plated shelf clips included per shelf.
- Aluminum shelf support pilasters. Shelves are adjustable on 1/2" (13 mm) increments.

Model Features

- NSF/ANSI Standard 7 compliant for the storage and/or display of packaged or bottled product.
- Electronic control.
- UL approved for outdoor use.

Electrical

- Unit completely pre-wired at factory and ready for final connection to a 115/60/1 phase, 15 amp dedicated outlet. Cord and plug set included.

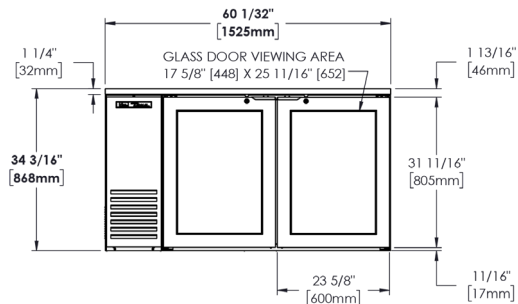
Optional Features/Accessories

(upcharge and lead times may apply)

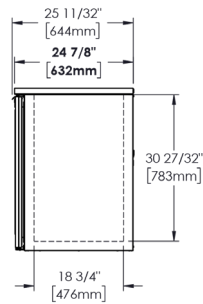
- Castors 7/8" (23mm), 2"D (51mm), 3"D (77mm), 4"D (102mm), 5"D (127mm) castors
- 6"H (153mm) legs
- 6"H (153mm) seismic legs
- Additional shelves
- One liter or wine bottle organizers
- Bottle Organizers (available in black or gray)

PLAN VIEWS

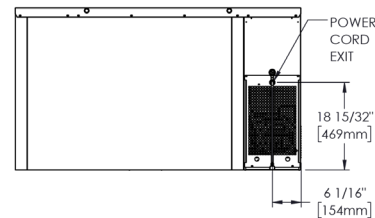
Plan View Notes: Dimensions in brackets are in millimeters. • Height does not include 1/4" (7 mm) for leg levelers. • Depth does not include 1 1/2" (12 mm) for door handles.



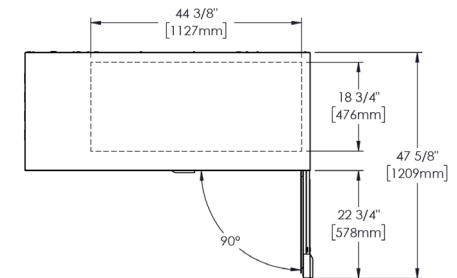
FRONT VIEW



SIDE VIEW



BACK VIEW



TOP VIEW