

DCM-751B_H

SANITARY CUBELET ICE MACHINE/DISPENSER

Item # _____

Project: _____

Qty: _____

*AutoCad available on KCL

DCM-751B_H

5/12

Item # 13290

DIMENSIONS

W x D x H

DCM-751B_H

34^{1/16} x 28^{1/2} x 48^{1/16}

SD-700

34^{1/4} x 28^{1/4} x 32^{1/2}

SD-750

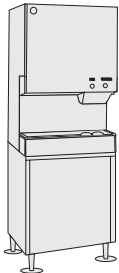
34 x 28 x 32^{3/4}




DCM-751
Countertop



DCM-751
Countertop
with optional
6" legs



DCM-751
Floor Model
with optional
stand



SD-700
optional
stand



SD-750
optional
stand

DCM-751BAH

Air-Cooled

Shown on an optional

SD-750 Stand

DCM-751BWH

Water-Cooled



DCM-751B_H

- CleanCycle12® - Every 12 hours, unit performs 15 minute purge to rid itself of impurities



- Corrosion resistant stainless steel exterior
- Up to 801 lbs. of ice production per 24 hours, with 95 lbs. built-in storage
- Easy to chew, cubelet ice
- Self contained design reducing opportunities for cross contamination
- Dispenses ice and water
- Removable air filters (Air-cooled model only)
- Protected by H-GUARD Plus Antimicrobial Agent



SD-700 Stand / SD-750 Stand

- Heavy duty stand for floor model icemaker/dispenser
- Corrosion resistant stainless steel exterior
- Easy cleaning with attractive appearance
- Locking doors standard on SD-750



ISO9001-ISO14001

Warranty

Valid in United States, Canada, Puerto Rico, & U.S. Territories. Contact factory for warranty in other countries.

Three Year - Parts & Labor on entire machine. (Serial numbers VxxxxxJ and after.)

Five Year - Parts on: Compressor, air-cooled condenser.



DCM-75IB_H SANITARY CUBELET ICE MACHINE/DISPENSER

DIMENSIONS W x D x H

DCM-75IB_H	34 ^{1/16} x 28 ^{1/2} x 54 ^{1/16}
SD-700	34 ^{1/4} x 28 ^{1/4} x 32 ^{1/2}
SD-750	34 x 28 x 32 ^{3/4}

- Sanitary Cubelet ice machine/dispenser
- Optional stand
- Optional stand with locking doors

AIR-COOLED

Water Temp° F.	50°	70°	90°	
Air Temp° F.	70°	801	757	725
80°	695	666	639	
90°	612	583	562	

WATER-COOLED

Water Temp° F.	50°	70°	90°	
Air Temp° F.	70°	800	779	758
80°	738	719	700	
90°	681	685	646	

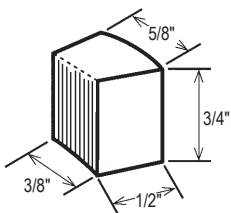
UTILITY CONSUMPTION

Model Number	KWH per 100 LBS. 90/70	Potable Water Gal. per 100 lbs.
DCM-751BAH	5.94	12.0
DCM-751BWH	4.77	12.0

SPECIFICATIONS

Model Number	Condenser	Min. Circuit Ampacity	Shipping Weight
DCM-751BAH	Air-Cooled	20	345 lbs.
DCM-751BWH	Water-Cooled	20	345 lbs.
SD-700	N/A	N/A	165 lbs.
SD-750	N/A	N/A	125 lbs.

CUBELET DIMENSIONS



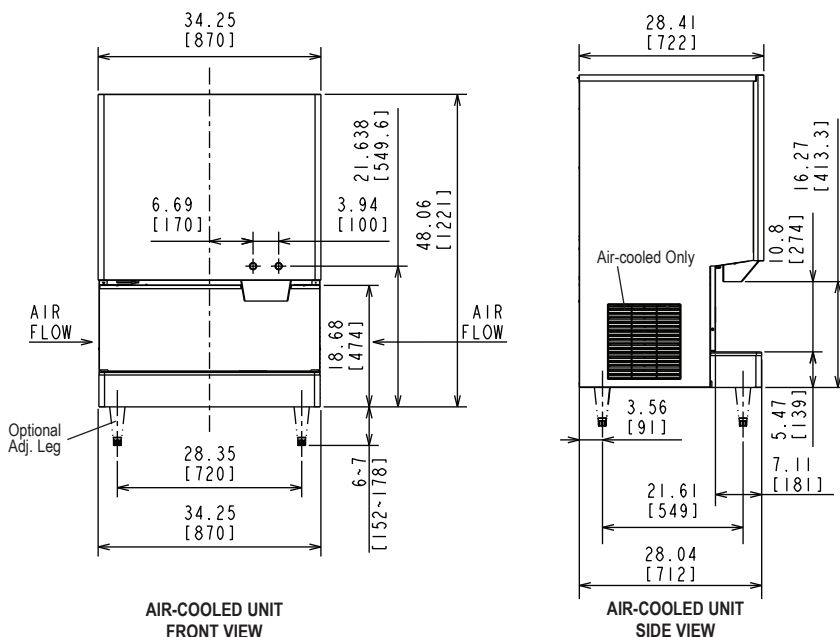
ELECTRICAL & PLUMBING/DCM-75IB_H

- 115V/60/1
- 20 amp Max Fuse Size
- 1/2" OD copper or equivalent independent water supply
- 3/4" independent drain connection

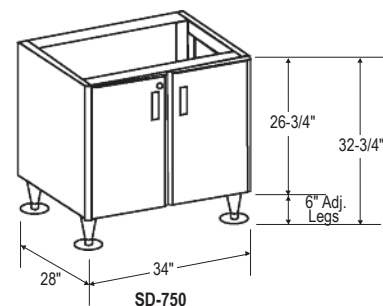
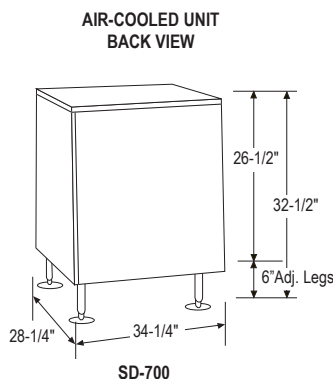
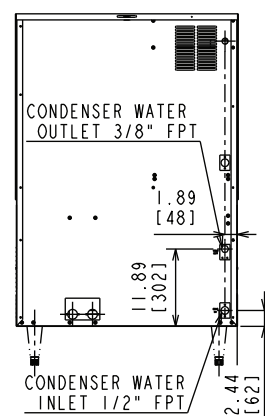
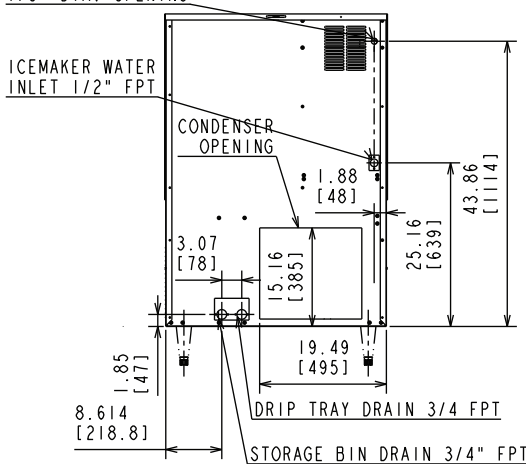


© HOSHIZAKI AMERICA, INC.

618 Hwy. 74 S., Peachtree City, GA 30269



ELECTRICAL SUPPLY
7/8" DIA. OPENING



OPERATING LIMITS

• Ambient Temp Range	45 - 100°F
• Water Temp Range	45 - 90°F
• Water Pressure	10 - 113psig
• Voltage Range	104 - 127V

SERVICE

- Panels easily removed and all components accessible for service.
- Removable/cleanable air filter. (Air-cooled model only)

TEL 1-800-438-6087

FAX 1-800-345-1325

www.hoshizaki.com

Printed in U.S.A.

A City Discount

