

Project

Quantity

Item #

Model Specified:

CSI Section 11400

G-Series Pass-Thru Glass Door Refrigerators/Self-Contained



Equipped with an easy to use microprocessor control!



Model G11004P



One & Two Section Models, 32" Deep

Aside from their anodized aluminum side and interior finishes, Traulsen's G-Series "Dealer's Choice" models meet or exceed the standard specifications and performance of most other brands top tier product offerings. Reliable, energy efficient, and durable, with large individual storage capacities, the high quality G-Series line-up includes a wide range of one and two section pass-thru refrigerator models, built in our most popular footprints. They are available with either full or half height doors, and the added convenience of a variety of different door hingings to choose from. In addition, each also includes a number of user-friendly features, making them one of the best overall equipment values in Foodservice today, and the right fit for nearly any commercial application.

AVAILABLE MODELS

*Door hinging when viewed from that side.

Single Section Models				Two Section Models			
		Control Side Other Side				Control Side Other Side	
Model #	Door	Hinging	Hinging*	Model #	Door	Hinging	Hinging*
G11002P	Half	Right	Right	G21004P	Half	Left/Right	Left/Right
G11003P	Half	Right	Left	G21005P	Half	Left/Left	Left/Left
G11004P	Half	Left	Left	G21006P	Half	Right/Left	Right/Left
G11005P	Half	Left	Right	G21007P	Half	Right/Right	Right/Right
G11012P	Full	Right	Right	G21014P	Full	Left/Right	Left/Right
G11013P	Full	Right	Left	G21015P	Full	Left/Left	Left/Left
G11014P	Full	Left	Left	G21016P	Full	Right/Left	Right/Left
G11015P	Full	Left	Right	G21017P	Full	Right/Right	Right/Right

Standard Product Features

- High Quality Stainless Steel Exterior Front
- Corrosion Resistant Anodized Aluminum One-Piece Sides
- Durable Anodized Aluminum Interior
- Microprocessor Control With LED Temperature Readout
- Top-Mounted, Balanced, Self-Contained Refrigeration System
- Large High Humidity Evaporator Coil Outside The Food Zone
- Load-Sure Guard Protects Against Improper Loading
- Full or Half Length Hinged Glass Doors With Locks
- Self-Closing Doors With Stay Open Feature At 120 Degrees
- Guaranteed For Life Cam-Lift Hinges
- Incandescent Lights With Front Mounted Switch
- Damage Resistant Stainless Steel Breaker Caps
- Three (3) Adjustable Epoxy Coated Shelves Per Section, Supported On Shelf Pins (installed at the factory)
- Energy Saving Automatic Non-Electric Condensate Evaporator
- Magnetic Snap-In Door Gaskets
- Anti-Condensate Door Perimeter Heaters
- Thermostatic Expansion Valve Metering Device Provides Quick Refrigeration Recovery Times
- Stainless Steel One-Piece Louver Assembly
- 9' Cord & Plug Attached
- Set of Four (4) 6" High Casters With Locks
- Three Year Parts And Labor Warranty
- Five Year Compressor Warranty

Optional Accessory Kits

- Additional Epoxy Coated Shelves*
- No. 1 Type Tray Slides* To Accommodate either: (1) 18" x 26" or (2) 14" x 18" Sheet Pans, Adjustable To 2" O.C.
- No. 4 Type Tray Slides* To Accommodate (1) 18" x 26" Sheet Pans (equips one full section)
- Universal Type Tray Slides* To Accommodate Either (1) 18" x 26" or (2) 14" x 18" Sheet Pans, or (2) 12" x 20" Steam Table Pans, Adjustable To 4" O.C.
- Plated Shelves* (for use in lieu of standard shelving)
- 6" High Adjustable Legs (for use in lieu of standard casters)

*Please refer to spec sheet TR35872 for optional accessory kit details

NOTE: All optional accessory kits are shipped separately for later installation by others at the jobsite.



Listed by Underwriters Laboratories Inc., to U.S. and Canadian safety standards and Listed by NSF International.

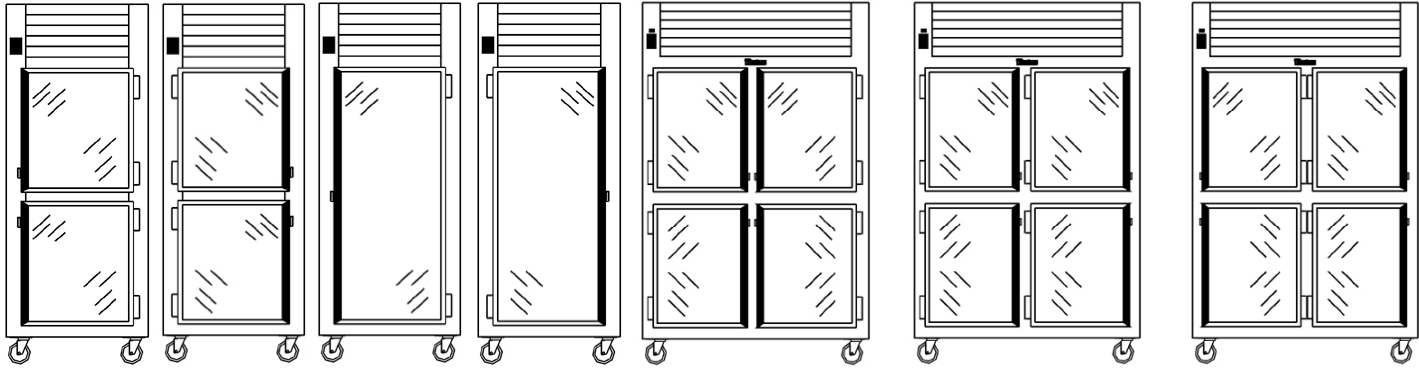
Approval: _____



TRAULSEN
4401 BLUE MOUND RD.
PHONE 1 (800) 825-8220
Website: www.traulsen.com

FT. WORTH, TX 76106
FAX-MKTG. 1 (817) 624-4302

Project	Quantity	Item #
Model Specified:		CSI Section 11400



Elevation
G11002P
G11003P

Elevation
G11004P
G11005P

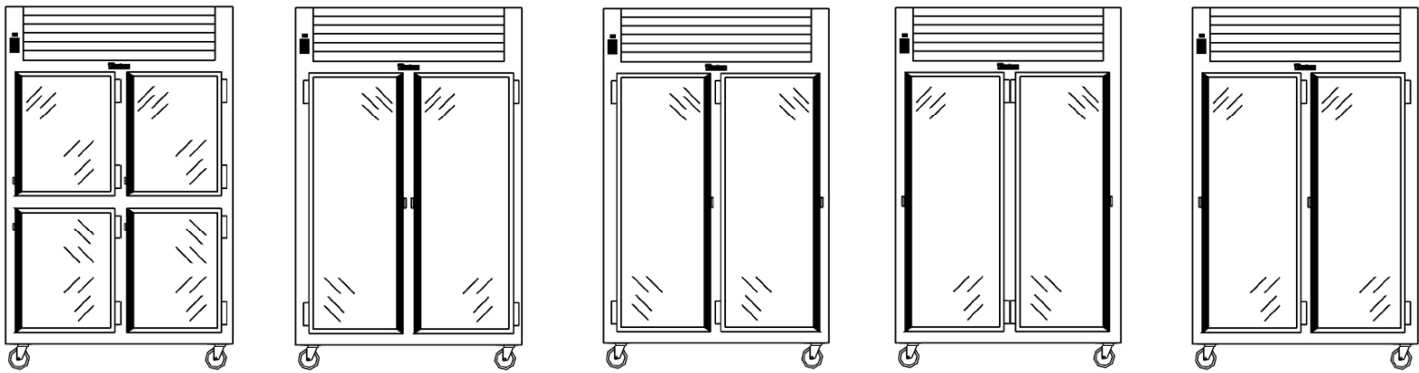
Elevation
G11012P
G11013P

Elevation
G11014P
G11015P

Elevation
G21004P

Elevation
G21005P

Elevation
G21006P



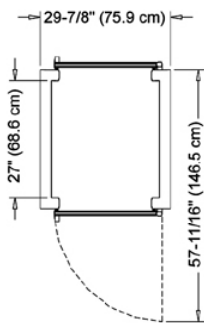
Elevation
G21007P

Elevation
G21014P

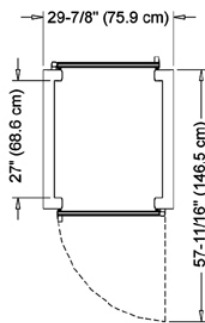
Elevation
G21015P

Elevation
G21016P

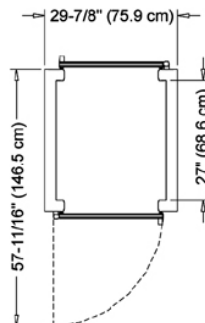
Elevation
G21017P



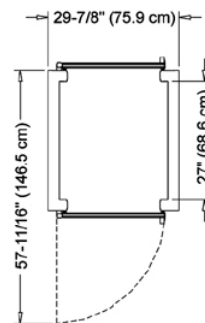
Plan
G11002P
G11012P



Plan
G11003P
G11013P



Plan
G11004P
G11014P



Plan
G11005P
G11015P

TRAULSEN
4401 BLUE MOUND RD.
PHONE 1 (800) 825-8220
Website: www.traulsen.com

FT. WORTH, TX 76106
FAX-MKTG. 1 (817) 624-4302

Traulsen

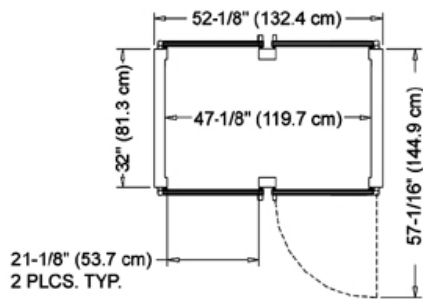
Project

Quantity

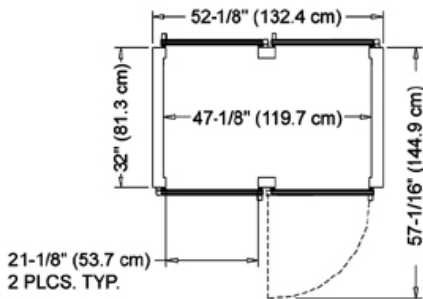
Item #

Model Specified:

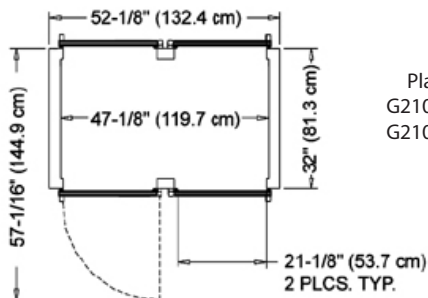
CSI Section 11400



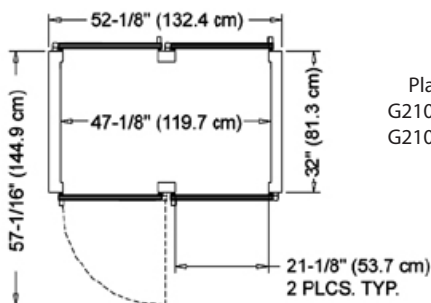
Plan
G21004P
G21014P



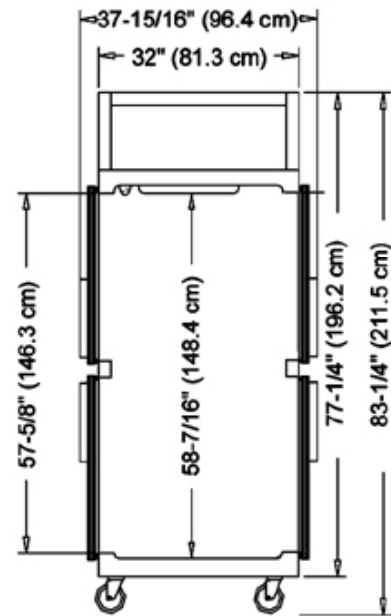
Plan
G21005P
G21015P



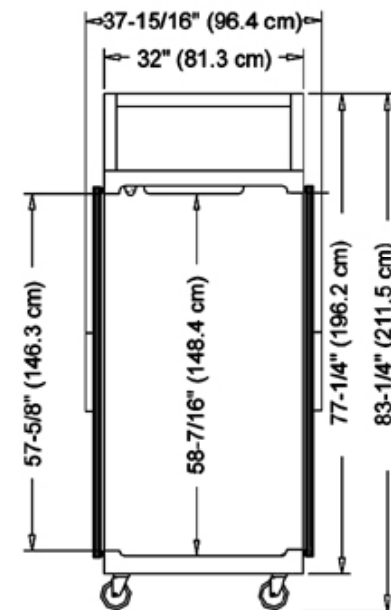
Plan
G21006P
G21016P



Plan
G21007P
G21017P



Section View
All Half Height Door Models



Section View
All Full Height Door Models



TRAULSEN
4401 BLUE MOUND RD.
PHONE 1 (800) 825-8220
Website: www.traulsen.com

FT. WORTH, TX 76106
FAX-MKTG. 1 (817) 624-4302

Project	Quantity	Item #
Model Specified:		CSI Section 11400

Specifications

Construction, Hardware and Insulation

Cabinet exterior front, louver assembly and doors are constructed of 20 gauge stainless steel. Cabinet sides (including returns), interior and door liners are constructed of anodized aluminum. The exterior cabinet top and bottom are constructed of heavy gauge aluminized steel. A set of four (4) 6" high casters are included.

Doors are equipped with removable plug cylinder locks and guaranteed for life cam-lift, gravity action, self-closing metal, glide hinges with stay open feature at 120 degrees. An external switch is provided to activate the interior incandescent lighting. Easily removable for cleaning, vinyl magnetic door gasket assures tight door seal. Anti condensate heaters are located behind each door opening.

The cabinet is insulated with an average of 2" thick high density, non-CFC, foamed in place polyurethane.

DIMENSIONAL DATA	1-Section Models	2-Section Models
Net capacity cu. ft.	25.6 (719 cu l)	48.8 (1371 cu l)
Length - overall in.	29 ⁷ / ₈ (75.9 cm)	52 ¹ / ₈ (132.4 cm)
Depth - overall in.	37 ¹ / ₈ (96.4 cm)	37 ¹ / ₈ (96.4 cm)
Depth - over body in.	32 (81.3 cm)	32 (81.3 cm)
Depth - doors open 90° in.	83 ³ / ₈ (211.8 cm)	83 ³ / ₈ (211.8 cm)
Clear door width in.	21 ¹ / ₈ (53.6 cm)	21 ¹ / ₈ (53.6 cm)
Clear half-door height in.	27 ¹ / ₂ (69.9 cm)	27 ¹ / ₂ (69.9 cm)
Clear full-door height in.	57 ⁷ / ₈ (146.3 cm)	57 ⁷ / ₈ (146.3 cm)
Height-overall on 6" casters ³	83 ³ / ₄ (211.5 cm)	83 ³ / ₄ (211.5 cm)
No. Standard Shelves	3	6
Shelf area sq. ft. ¹	18.8 (1.75 sq m)	34.6 (3.21 sq m)
ELECTRICAL DATA		
Voltage	115/60/1	115/60/1
Feed wires with Ground	3	3
Full load amperes	7.5	9.6
REFRIGERATION DATA		
Refrigerant	R-134a	R-134a
BTU/HR H.P. ²	2240 (1/3 HP)	4610 (5/8 HP)
SHIPPING DATA		
Length - crated in.	35 (89 cm)	63 (160 cm)
Depth - crated in.	43 (109 cm)	43 (109 cm)
Height - crated in.	83 ¹ / ₂ (212 cm)	83 ¹ / ₂ (212 cm)
Volume - crated cu. ft.	71 (2011 cu l)	131 (3711 cu l)
Net Wt. lbs.	305 (138 kg)	450 (204 kg)
Gross Wt. lbs.	395 (179 kg)	590 (268 kg)

NOTES

NOTE: Figures in parentheses reflect metric equivalents.

- 1= Figure shown reflects the area of standard shelf complement plus the additional storage area available on the cabinet bottom.
- 2= Based on a 90 degree F ambient and 20 degree F evaporator. For remote data please refer to spec sheet TR35837.
- 3= 12" Top clearance preferred for optimum performance and service access.

Refrigeration System

A top mounted, self-contained, balanced refrigeration system using R-134a refrigerant is conveniently located behind the one piece louver assembly. It features an easy to clean front facing condenser, thermostatic expansion valve, air-cooled hermetic compressor, large, high humidity evaporator coil located outside the food zone and a top mounted non-electric condensate evaporator. A 9' cord and plug is provided. Standard operating temperature is 34 to 38°F.

Controller

The easy to use water resistant microprocessor control system is supplied standard. It includes a 3-Digit LED Display, and a Fahrenheit or Celsius Temperature Scale Display Capability.

Interior

Standard interior arrangements include three (3) epoxy coated wire shelves per section, mounted on shelf pins, installed at the factory. Shelves are full-width, and do not have any large gaps between them requiring the use of "bridge" or "junior shelves." Recommended load limit per shelf should not exceed 225 lbs.

Warranties

Both a three year parts and labor warranty and a five year compressor warranty (self-contained models only) are provided standard.



Equipped With One NEMA 5-15 P Plug

NOTE: When ordering please specify: Voltage, Hinging, Door Size, Options and any additional warranties.

Continued product development may necessitate specification changes without notice.

Part No. TR35886 (revised 1/13)

TRAULSEN
4401 BLUE MOUND RD.
PHONE 1 (800) 825-8220
Website: www.traulsen.com

FT. WORTH, TX 76106
FAX-MKTG. 1 (817) 624-4302

