

# *Kelvinator*



## ILLUMINATED VISUAL DIPPING CABINETS . . . CURVED OR STRAIGHT FRONT GLASS



**KDC67**

*The KDC (straight front glass) and the CKDC (curved front glass) increase the visibility and merchandising power of your service area.*



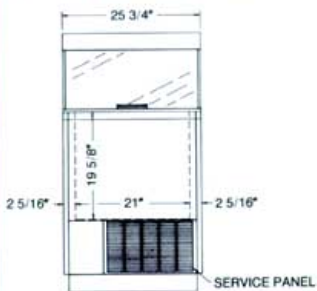
**CKDC47**



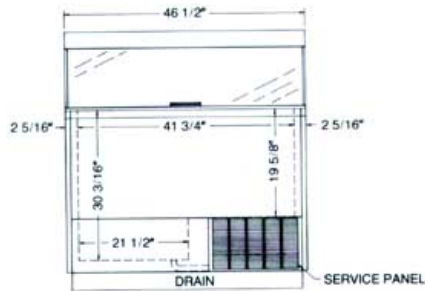
**Refrigeration Operations**  
Conway Division



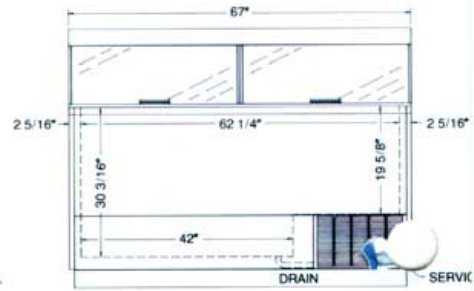
## DIMENSIONAL DATA



REAR VIEW KDC27 & CKDC27



REAR VIEW KDC47 & CKDC47



REAR VIEW KDC67 & CKDC67



Plexiglass service lids are reinforced with aluminum framing for added durability. Gasket reduces shock when lid is closed.

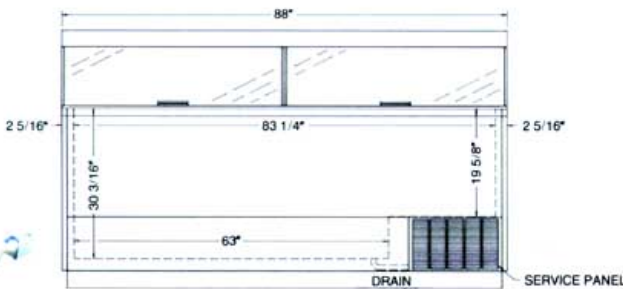


Stainless steel top protects cabinet during loading and unloading. Raised rim helps keep inside of cabinet clean. Optional can skirts hold cans firmly in place and provide neat and attractive appearance.



Optional dipperwell kit mounts to operator side of cabinet. Provides a convenient location for ice cream scoops.

Lower cabinet in the 47, 67, and 87 has room for can storage. Optional can racks position the open container to service height.



REAR VIEW KDC87 & CKDC87



END VIEW KDC



END VIEW CKDC

# Kelvinator



Model	KDC-27 CKDC-27	KDC-47 CKDC-47	KDC-67 CKDC-67	KDC-87 CKDC-87
Temp. Range	+10°F to -8°F	+10°F to -8°F	+10°F to -8°F	+10°F to -8°F
Capacity	4.6 cu. ft.	12.0 cu. ft.	19.1 cu. ft.	26.4 cu. ft.
Capacity (3 Gal. Tubs)	4	12	20	28
Facings (3 Gal. Tubs)	4	8	12	16
Storage (3 Gal. Tubs)	0	4	8	12
Compressor Type	Hermetic	Hermetic	Hermetic	Hermetic
Compressor Capacity*	300 Watts	500 Watts	790 Watts	790 Watts
Shipping Weight (App.)	235 lbs.	365 lbs.	476 lbs.	567 lbs.
Condenser Type	Bare Tube	Bare Tube	Bare Tube	Bare Tube
Evaporator Type	Cold Wall	Cold Wall	Cold Wall	Cold Wall
Refrigerant	R-404A	R-404A	R-404A	R-404A
Refrigerant Control	Capillary Tube	Capillary Tube	Capillary Tube	Capillary Tube
Defrost System	Manual	Manual	Manual	Manual
Rated Amps	5.8	7.9	10.3	10.8
Electrical Specs.	115V/60 Hz./1 Ph.	115V/60 Hz./1 Ph.	115V/60 Hz./1 Ph.	115V/60 Hz./1 Ph.
Power Cord	15 Amp Cord w/ NEMA 5-15 Plug	15 Amp Cord w/ NEMA 5-15 Plug	15 Amp Cord w/ NEMA 5-15 Plug	15 Amp Cord w/ NEMA 5-15 Plug
NSF-7 (Dip. Cabinets)	Yes	Yes	Yes	Yes
Canopy Construction	S.S. Top w/ Glass Ends Straight or Curved Glass Front Glass	S.S. Top w/ Glass Ends Straight or Curved Glass Front Glass	S.S. Top w/ Glass Ends Straight or Curved Glass Front Glass	S.S. Top w/ Glass Ends Straight or Curved Glass Front Glass
Lids (Plexiglass)	1 Lid	1 Lid	2 Lids	2 Lids
Interior Finish	High Quality Powder Coat Finish on Galvanized Steel			
Exterior Finish	High Quality Powder Coat Finish			
Lighting	One 20 Watt Bulb	Two 20 Watt Bulbs	Two 40 Watt Bulbs	Two 40 Watt Bulbs
Accessories	Can Skirts; Can Clamps; Bottom Support Shelf; Caster Kit; Leg Kit; Lid Locks; Night Cover; Dipperwell	Can Skirts; Can Clamps; Bottom Support Shelf; Caster Kit; Leg Kit; Lid Locks; Night Cover; Dipperwell	Can Skirts; Can Clamps; Bottom Support Shelf; Caster Kit; Leg Kit; Lid Locks; Night Cover; Dipperwell	Can Skirts; Can Clamps; Bottom Support Shelf; Caster Kit; Leg Kit; Lid Locks; Night Cover; Dipperwell

Due to our policy of continuous product improvement, specifications are subject to change without notice.

\*Rated Cooling Capacity at ASHRAET (-10°F, 130°F)



707 ROBINS STREET • P.O. BOX 4000  
CONWAY, ARKANSAS 72032  
501-327-8945 • FAX 501-450-3782



Refrigeration Operations  
Conway Division