

**G****ONE 6-GALLON TILTING  
KETTLE MOUNTED ON  
GAS STEAM GENERATOR**JOB NAME: \_\_\_\_\_  
ITEM NO.: \_\_\_\_\_  
NO. REQUIRED: \_\_\_\_\_**MODEL:**  MT6G100A  MT6G200A**SIZE:** 24" Wide x 33" Front-to-Back  
(610mm Wide x 838mm Front-to-Back)**DESCRIPTION:**

Will be a Market Forge Model \_\_\_\_\_, tilting steam jacketed trunnion kettle. Kettle will be mounted on a 28" (711mm) high cabinet base. Hot and cold water fill faucet, depressed area, drains, and steam control valves will be located on stainless steel marine-edged countertop. A 4" (102 mm) deep 12" x 10" (305 mm x 254 mm) clean-up pan with removable splash guard will be standard. (*Splash guard will be removable so that it may also be attached to a food receiving pan.*) Kettles are made from #316 stainless steel and will be A.S.M.E.- approved and National Board Registered.


Cabinet base, constructed of stainless steel frame, which houses the gas fired boiler, will be of modular design to match other Market Forge cooking equipment. Base with stainless steel frame will be equipped with 6" (152 mm) stainless steel legs and adjustable bullet feet, reinforced die-formed stainless steel marine-edged countertop, and hinged doors with magnetic latches. Unit will be polished stainless steel.

**COOKING CAPACITY:** MT6G - 6 Gallon (23 liter)**OPERATION WILL BE BY:**

Electrically Operated at 15PSI (1.0kg/cm<sup>2</sup>), built in accordance with A.S.M.A Codes, equipped for operation with:

 100,000 BTU  200,000 BTU

Boiler will be equipped for:

 Natural Gas  LP Gas

Manifold and pilot gas pressure will be 4" (102mm) for Natural Gas and 10" (254mm) for LP Gas. Incoming gas pressure must not exceed 14" (357mm) W.C.

Steam generator will be automatically filled with hot water and brought t 15 PSI (1.0kg/cm<sup>2</sup>) pressure when heat and water switches are turned on and automatically drained under pressure when switches are turned off. Cold water condenser will automatically condense exhaust steam into water before releasing it to drain.

**STANDARD FEATURES:**

- Safety Valve.
- Low Water Cut-Off.
- Water Strainer.
- Access Point for Total Concept and P.M. Plus.

**OPTIONAL AT EXTRA COST:**

- One-piece Lift-off Stainless Steel Cover.
- Clean-up brush.
- Stainless Steel Wire Basket.
- 200,000 BTU.

The manufacturer reserves the right to modify materials and specifications without notice

Spec No. S-2363B  
08/04FOOD SERVICE EQUIPMENT  
6 Gallon Tilting Kettle

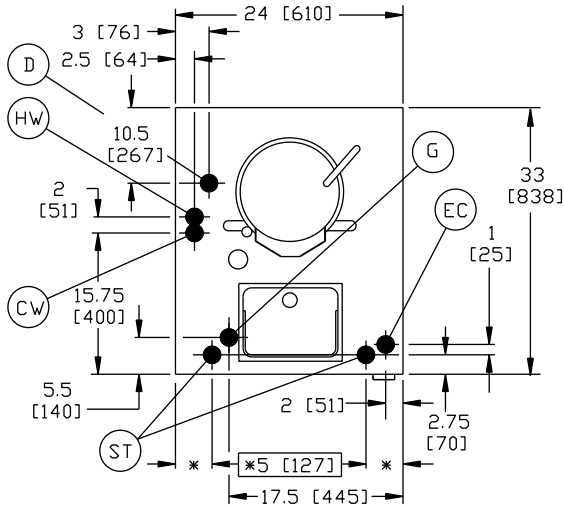
Printed in U.S.A.

**MARKET FORGE**  
INDUSTRIES INC.35 Garvey Street • Everett • MA • 02149  
Tel: (617) 387-4100 • Fax: 1-800-227-2659 (Ex. MA) • (617) 387-4456 (MA and Overseas)  
E-Mail: CUSTSERV@mfi.com • Website: www.mfi.com

A City Discount

**G****ONE 6-GALLON TILTING  
KETTLE MOUNTED ON  
GAS STEAM GENERATOR**

DETAILS &amp; DIMENSION

**SERVICE CONNECTIONS****Gas Operated**

G	Gas Connection - 3/4" (19mm) NPT female.
HW	Hot Water — 3/8" (9.5mm) N.P.T. female for hot water to kettle fill faucet. Max. 50 PSI (3.5kg/cm <sup>2</sup> ) and min. 25 PSI (1.8kg/cm <sup>2</sup> ) water pressure.
CW	Cold Water — 3/8" (9.5mm) N.P.T. female for cold water to kettle fill faucet. Max. 50 PSI (3.5kg/cm <sup>2</sup> ) and min. 25 PSI (1.8kg/cm <sup>2</sup> ) water pressure.
D	Drain — Pipe full 2" (50mm) N.P.T. female to flush floor drain. Do not make solid connection to floor drain.
EC	Electrical Connection - 115 VAC, 60Hz, 2 Amps, 1/2" (13mm) conduit connection or equivalent. Use wire suitable for at least 90°C.
ST*	Steam Take-Off — 3/4" (19mm) N.P.T. female for incoming steam from Market Forge boiler.

\* Steam supply connection available on either side of cabinet base.

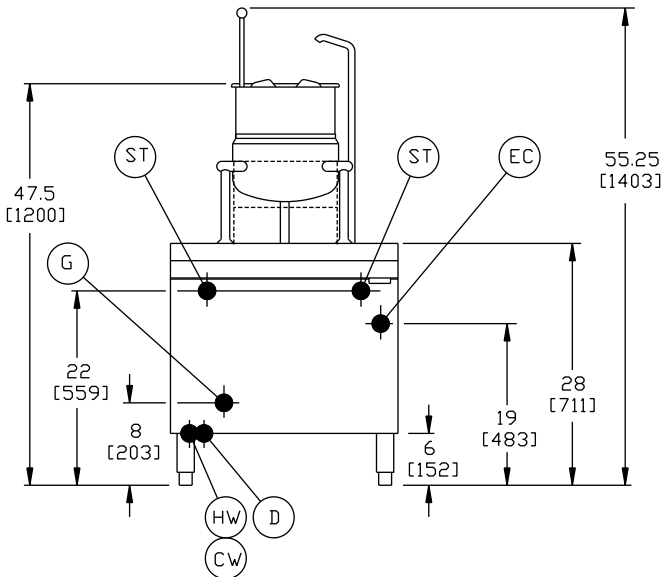
**CAUTION:**

Before connecting water to this unit, water supply should be analyzed to make sure hardness is no greater than 2.0 grains per gallon and pH level is within the range of 7.0-8.5. Water that fails to meet these standards should be treated by installation of water conditioner. **EQUIPMENT FAILURE CAUSED BY INADEQUATE WATER QUALITY IS NOT COVERED UNDER WARRANTY.**

**NOTES:**

Units supplied for use in Canada require only one electrical connection at "EP" for both power and control circuits.

PVC and CPVC pipe are not acceptable materials for drains.



It is our policy to build equipment which is design certified by A.G.A., U.L., A.S.M.E., N.S.F., C.G.A. and C.S.A. However, a continuing program of product improvement makes it necessary to submit new models to the agencies as they are developed and consequently not all models bear the appropriate agency labels

Spec No. S-2363B  
08/04FOOD SERVICE EQUIPMENT  
6 Gallon Tilting Kettle

Printed in U.S.A.

**MARKET FORGE**  
INDUSTRIES INC.

35 Garvey Street • Everett • MA • 02149  
Tel: (617) 387-4100 • Fax: 1-800-227-2659 (Ex. MA) • (617) 387-4456 (MA and Overseas)  
E-Mail: CUSTSERV@mfii.com • Website: www.mfii.com

A City Discount