

Project:

Quantity:

Item #:

Model Specified:

TURBO AIR'S GLASS DOOR MERCHANDISER

One Door Models

CABINET INTERIOR/EXTERIOR SPECIFICATIONS



Refrigerator TGM-14R • TGM-22R

Turbo Air's freshly refined design maximizes the display effect. Cabinet interior including sides, bottom, back and top are made of ABS sheet.

• Hardware, Insulation and Construction

Our products keep a stable temperature throughout the unit, even under heavy use. Inside temperature is controlled automatically.

All refrigeration systems are on slide out rails to make maintenance and service easier.

Cabinet body is insulated with 100% foamed-in-place polyurethane foam insulation. Product comes with adjustable legs.

• Door system

A double pane glass with a patented, transparent and thermal insulating film is applied.

The double pane glass weighs less than a triple pane glass. This means less overall door maintenance compared with a triple pane glass.

All doors have a self closing and stay open function.

• Shelving

Fully adjustable wire shelves are made of heavy gauge metal wire with non-corrosive coating.

• Standard Features

- White color cabinet.
- Black color frame on door.
- Double pane glass doors with thermal film.
- Fully adjustable wire shelves with non-corrosive coating.
- Two fluorescent lights for interior display and advertising effect.
- Refrigeration unit on slide out rail.
- Adjustable leg for stable installation.

• Option

- Gravity feed merchandising racks.
- Customized graphics.
- Customized Color (Available in Quantity)



LISTED COMMERCIAL REFRIGERATOR AND/OR FREEZER 43BK



ISO9001



1250 Victoria St. CARSON, CA 90746

U.S.A & Canada Toll Free (800)627-0032 www.turboairinc.com

Project:	Quantity:	Item #:
Model Specified:		

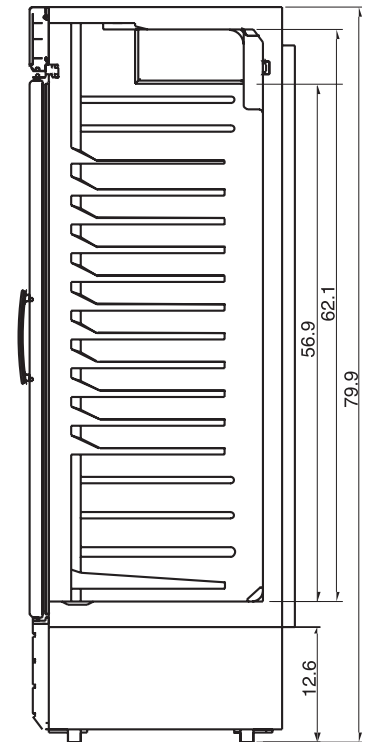
One Door Models

CABINET INTERIOR/EXTERIOR SPECIFICATIONS

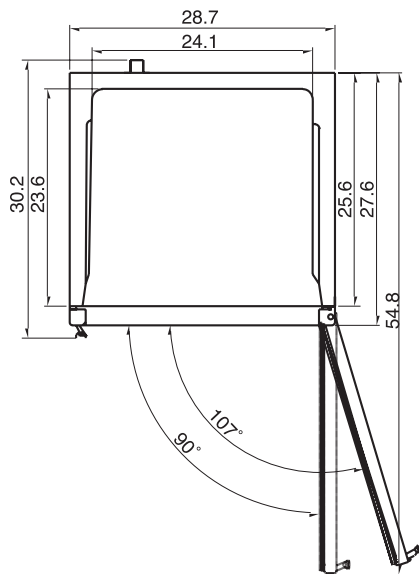
MODEL	TGM-22R	TGM-14R
Exterior Dimensions(in)	28.7 x 30.2 x 79.9	23.6 x 26.1 x 73.9(LxDxH)
Compressor	1/4 HP	1/4 HP
Range of Temperature	33°F~50°F	33°F~46.4°F
Shelves	4 EA	4 EA
Power Voltage	115V/60Hz	115V/60Hz
Power Cord Length	5.0 ft	5.0 ft
Plug-in installation	NEMA 5-15p	NEMA 5-15p
Net Weight	225 lbs	168 lbs
Weight after packing	264.6 lbs	195.5 lbs
AMP	7.6 A	6.3 A
Interior Dimension(in)	24.1 x 23.6 x 62.1	19.1 x 20.0 x 55.8(LxDxH)
Shelf size	25.5 x 19.4	A : 20.4 x 16.9 B : 19.5 x 16.9

**Design and specifications can be changed without prior notice for product improvement.*

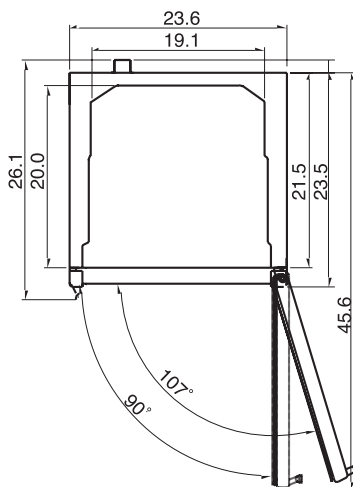
(Unit : inch)



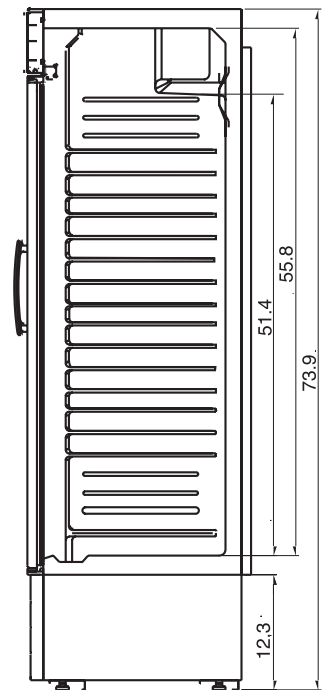
TGM-22R SIDE VIEW



TGM-22R PLAN VIEW



TGM-14R PLAN VIEW



TGM-14R SIDE VIEW