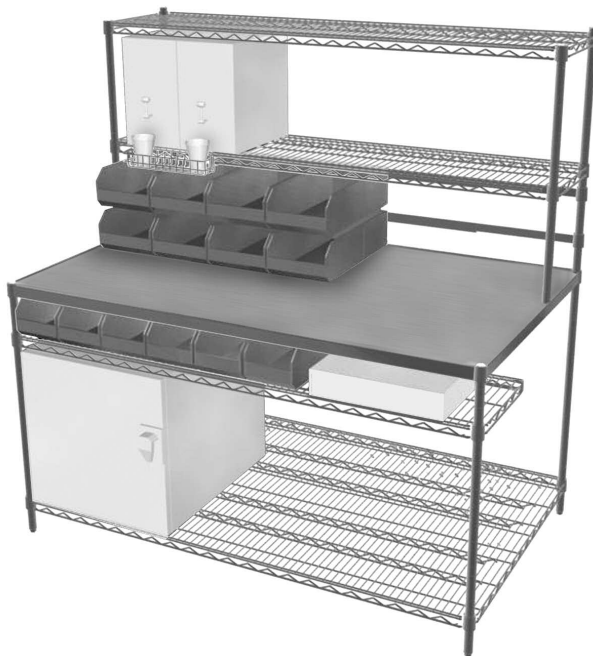


New

Drive-Through Task Station



drive-through/drink dispensing station
(note: refrigerator, drink dispensers, and drawer not included)

Item #:	_____
Model #:	_____
Project #:	_____
SIS #:	_____

Optional Accessories	Model #	Qty.

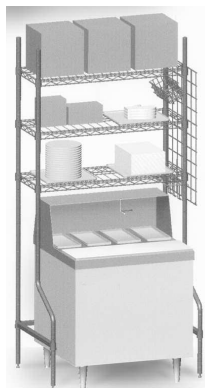
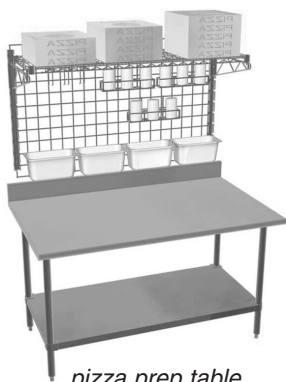

- Easy to clean worksurface and bins.
- Customize using standard components.
- Keeps work-related tasks together.
- Open design allows for easy restocking.
- 36" x 60" (914 x 1524mm) galvanized solid shelf at 34" (864mm) nominal working height.
- 36" x 60" (914 x 1524mm) zinc-plated wire undershelf.
- 12" x 60" (305 x 1524mm) cantilever wire shelf positioned underneath solid shelf for additional bin storage.
- Two 14" x 60" (914 x 1524mm) zinc-plated wire overselves.
- Two full-length chrome bin holders.
- (14) 10⁷/₈" x 5¹/₂" x 5" (276 x 140 x 127mm) blue supply bins.
- 13¹/₄" x 5¹/₄" x 5" (337 x 133 x 127mm) wire basket.
- 74" (1880mm) overall height.

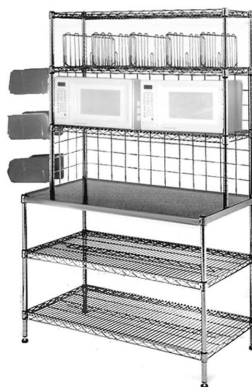
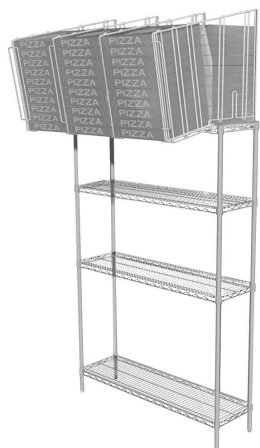
Model #: TSD3660Z

See reverse side for other Shelving Task Workstations available.

Spec sheets available for viewing, printing or downloading from our online literature library at www.eaglegrp.com

Other Shelving Task Workstations available:


biscuit workstation

sandwich prep station

pizza prep table

cup tower

carry-out worktable

microwave prep table

pizza carry-out workstation

BISCUIT WORKSTATION

Easy-to-clean worksurface. NSF-approved components. Keeps tasks together. 16 gauge type 304 stainless steel top with hat channel supports.

model #

TSB2460Z

SANDWICH PREP STATION

Flexible design allows for custom look while using standard components. Unit allows for various width, length and height refrigerators. Keeps task-related items together.

model #

TSSP1436Z

PIZZA PREP AREA

Utilizes valuable wall space. Standard parts create a customized look. Keeps task-related items together. 14 gauge type 304 stainless steel top with hat channel supports.

model #

TSP2460Z

CUP TOWER

Allows for easy inventory count. Easy identification of product.

model #

TSC3036Z

CARRY-OUT WORKTABLE

Keeps work-related tasks together. Customize using standard components. 18 gauge type 304 stainless steel top and undershelf.

model #

TSC02460Z

MICROWAVE PREP TABLE

Open-wire construction. Three full-length wire overshelves. 18 gauge type 304 stainless steel top with hat channel supports. Two wire undershelves. Each overshelf accommodates two standard-size microwaves. Comes with bins, dividers, and grid panels.

model #

TSM3048C

Note: Microwaves not included.

PIZZA CARRY-OUT WORKSTATION

Gravity-feed dividers. Keeps boxes organized. Minimize damage to boxes. Rotated product.

model #

TSP1448Z