

Champion®

The Dishwashing Machine Specialists

Project _____
 Item No. _____
 Quantity _____

UH130B UNDERCOUNTER

STANDARD FEATURES

- **NEW "Shear Energy"** – a reduction in energy requirements while maximizing performance!
- **NEW "Multi-Power"** – includes **"Multi-Volt"** and **"Multi-Phase"**. Allows for infield conversion to 208-240 volt and/or single to three phase with ease.
- **StemSure™** – Soft start to protect glasses and dishes from chipping and breaking
- **Wash Refresh™** – Automatically drains the water for the next cycle, ensuring heavily soiled items are always sanitized with new wash water
- **Rinse Sentry** – extends the cycle time to ensure 180°F final rinse.
- Built-in electric booster for 180°F final rinse water (70°F/21°C rise)
- Soft start
- Pumped drain
- Door safety switch
- Low-water tank heat protection
- Detergent and rinse aid pumps
- Quiet double-wall construction
- 15-3/4" door opening to accept larger wares, including trays
- Stainless steel top and side panels
- 141 second cycle
- Wash pump, 1 Hp motor
- Prime switch on control panel
- Automatic tank fill
- Advanced Digital Temperature Monitoring
- One year parts and labor warranty

UH130B

Undercounter High Temperature Dishwashing Machine with Built-in Booster Heater



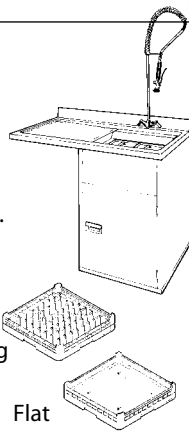
NEW FEATURES

Photo is for general visual representation only. Please refer to specifications for the latest detailed product information.



OPTIONS & ACCESSORIES

- 1-RDT Dish Table** Durable, heavy-gauge stainless steel dish table with sink, stand-pipe drain, removable scrap screen holder, drain-board, backsplash and lower storage cabinet. Sprayhose is optional. See 1-RDT catalog sheet. Specify right hand or left hand sink.
- Additional Dish Racks**
- 17" Stand** Stainless Steel
- 6" Leg Stand**
- 9kW HighSpeed Booster**
- 3 Phase Connection (prewired at factory)**
- UH130B without Booster**
- 1" Roller Kit (includes 4 casters)**
- Power cord kit**



SPECIFIER STATEMENT

Specified unit will be Champion model UH130B undercounter high temperature dishwashing machine with built-in booster heater.

Features 141 second total cycle, Rinse Sentry, detergent and rinse aid pump, stainless steel top and side panels. Constructed of stainless steel.

1 year parts and labor warranty.

Champion Industries, Inc.
 3765 Champion Blvd, Winston-Salem, NC 27105
 Tel: 336/661-1556 Fax: 336/661-1979
www.championindustries.com

UH130B

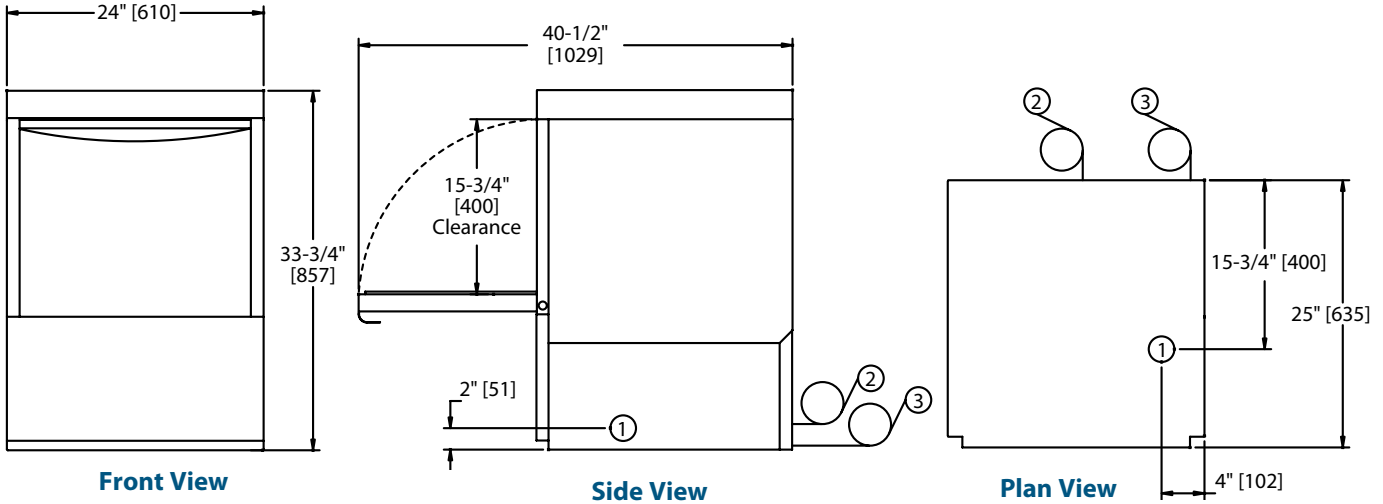
Undercounter High Temperature Dishwashing Machine with Built-in Booster Heater

Champion®

The Dishwashing Machine Specialists

Volume crated: **15 cu. ft.**
Shipping weight crated: **215 lbs.**

Dimensions shown in inches and [millimeters]



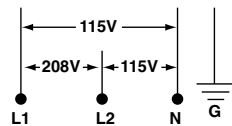
Utilities	
1	Electrical 208-240/60/1; 3 wire plus ground, (See Box). 208-240/60/3; 4 wire plus ground, (See Box). Field convertible to accept 3 phase power, see service manual for details
2	Hot Water 1/2" supply; 110°F/43°C Min. hot water connection for 70°F/39°C rise booster. Incoming supply pressure must maintain a Flow pressure 20-22 PSI (Pressure reducing valve, PRV, supplied by customer or may be purchased unmounted from Champion). Machine equipped with 3/4" [19] hose connector.
3	Pumped Drain 5/8" [15.9] I.D. flexible reinforced hose, 6 ft. [1829] long. Max. drain flow 15 US gpm. [12.5 imp gal] Max. drain height 3 ft. [914]

SPECIFICATIONS	
Capacity*	
Racks per hr.	25
Cycle time (seconds)	141
Motor horsepower	
Wash	1
Water consumption	
U.S. Gal./Imperial Gal. (Max. use) per hr.	38/31.7
U.S. Gal./Imperial Gal. per rack	1.8/1.5
Temperatures °F/°C	
Wash	150/66
Rinse	180/82
Heating	
Tank heat, electric, kW	2.0
Electric booster (kW) required for 70°F/39°C rise)	6
Electric high speed (kW)	9
Time cycle in seconds	
Wash	90
Rinse	26
Drain/fill	25
Total cycle	141
Standard 20" x 20" rack complement	
Dish	1
Open	1
* at 140° incoming water	

Warning Plumbing and electrical connections should be made by qualified personnel who will observe all the applicable plumbing, sanitary and safety codes and the National Electrical Code.

UH130B with 70°F/39°C Rise Booster, 6kW

Elec. Specs.	Rated Amps	Minimum Supply Ckt. Conductor Ampacity	Maximum Overcurrent Protective Device
208/60/1	32	40	40
240/60/1	36	40	40
208/60/3	22	30	30
240/60/3	24	30	30



***Note:** Electrical supply service must be a 3-wire plus ground for connection as shown.

UH130B with 9kW High Speed Rise Booster

Elec. Specs.	Rated Amps	Minimum Supply Ckt. Conductor Ampacity	Maximum Overcurrent Protective Device
208/60/1	45	60	60
240/60/1	50	60	60
208/60/3	29	35	35
240/60/3	33	40	40

UH130B without booster 750 Watt tank heat	
Elec. Specs.	Rated Amps
115/60/1	12

Due to an ongoing value analysis program at Champion, specifications contained in this catalog are subject to change without notice.